SUBMERSIBLE TURBINE

NP&P
NASHVILLE PUMP & POND

NASHVILLE PUMP & POND

HIGH EFFICIENCY SUBMERSIBLE TURBINE

Flows: 50 gpm - 6,000 gpm
Total Dynamic Head: 0 - 1,800 feet
Settings: Shallow sumps to 1,000 feet
Complete Floating Platform Design Options

STANDARD FEATURES:

- Standard Stainless Steel Investment Cast Impellers
- 5"- 7" All Ductile Iron Bowl Castings Standard
- Standard all Stainless Steel Bolting & Collets
- Standard Specialty Bearings

NP&P offers multiple bearing and bowl shaft combinations for abrasive and corrosive conditions.

NP&P offers all stainless steel construction options.

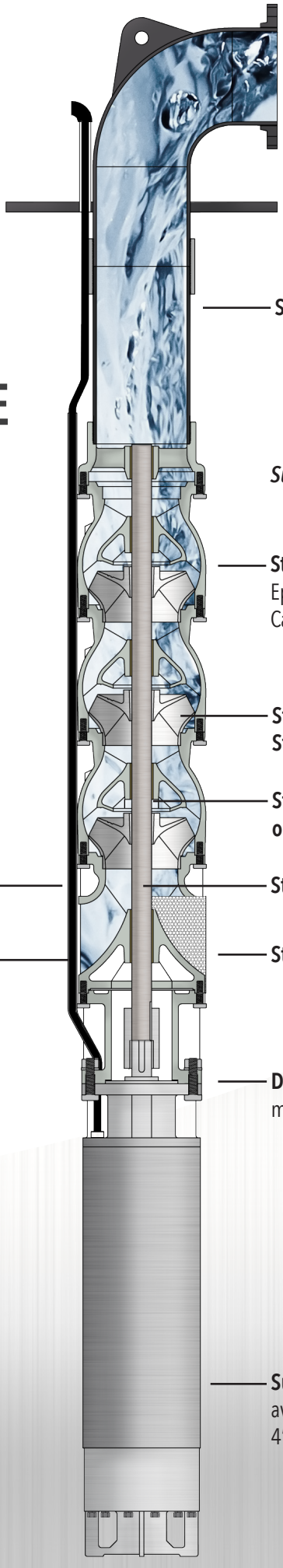

Fabricated Steel Discharges
with specified ANSI Flanges

Standard NPT Steel Discharge Pipe

Submersible Turbine Bowl Assembly

Standard Ductile Iron Diffuser Bowls
Epoxy Lined 5"- 7"
Cast Iron Epoxy Lined 8"- 21"

Standard Investment Cast Stainless Steel Impellers

Standard Polymer, Bronze, or Specialty Bearings

Stainless Steel Cable Guard

Standard 416SS PSQ Bowl Shaft

Submersible Cable
Available in different coatings and sizes to meet US National Electric Code

Stainless Steel Suction Screen

Ductile Iron Motor Bracket
machined for NEMA Submersible Motors

Submersible Motor
available in 3,600 rpm and 1,800 rpm
4" through 12"

NP&P NASHVILLE PUMP & POND	**CONTRACTOR:**	**GPM TDH HP EFFIC.**	MODEL NPP5LL
	ENGINEER:	**SERVICE CONDITION:** / **STAGES**	
END USER:		**PROJECT:**	RPM 3450

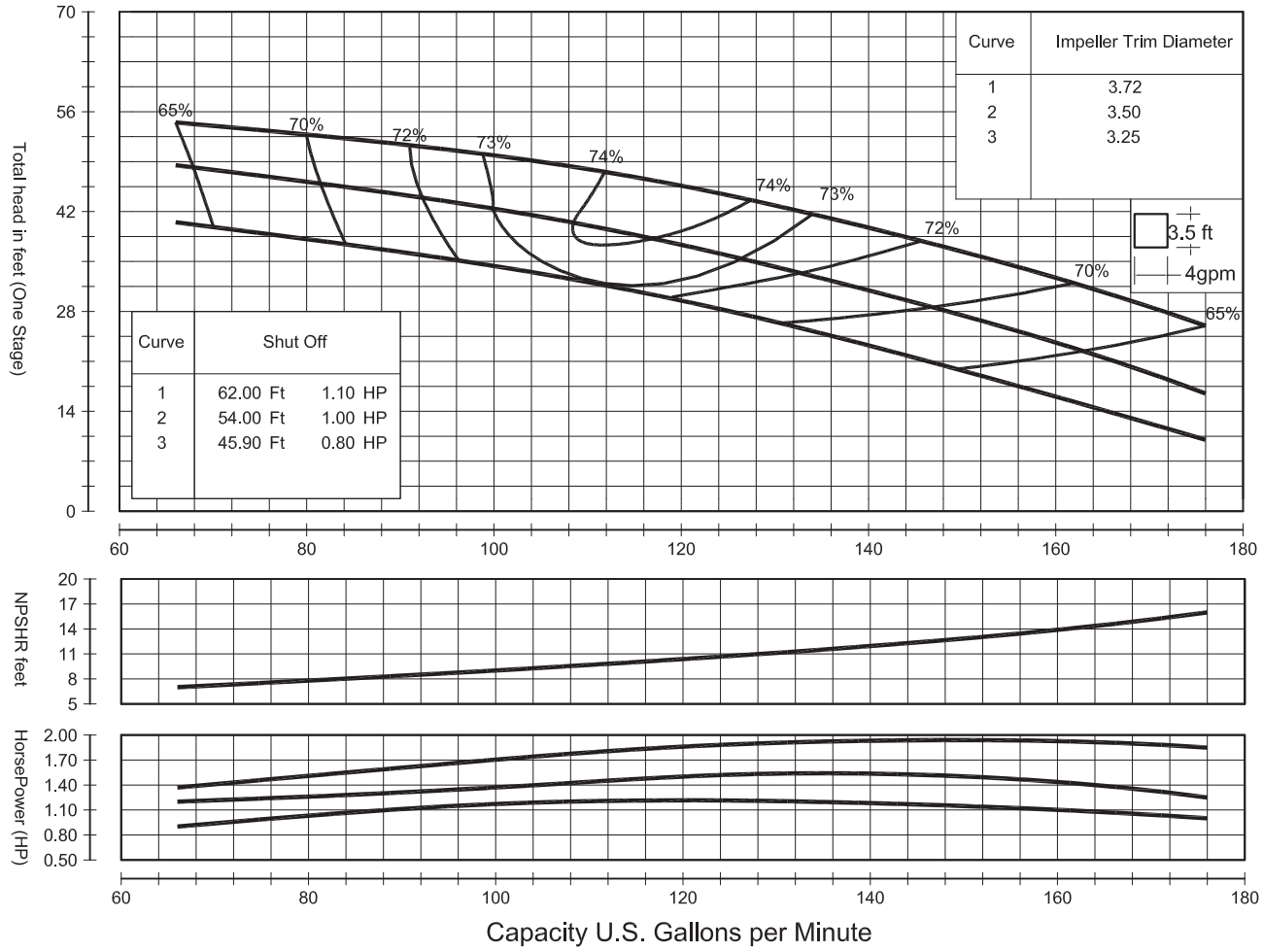

* Std. Construction: Discharge 3"

Std. Shaft Diameter	1.000"	Impeller WT- LB	2.006
Max. Shaft Diameter	1.000"	One Stage WR ^{2} LB-FT ^{2}	.030
Std. Lateral Setting	.125"	Impeller Type	ENCLOSED
Max. Lateral Setting	.250"	Impeller No.	TCW3412
Discharge Sizes	3",4"	Max. Sphere Size	.220
Suction Sizes	4"	K-Factor, Max.	1.2
One Stage Subm. WT-LB	42.792	Max. Operating P.S.I	480"
One Stage Water Lube WT-LB	37.06	Min. Submergence	N/A
One Stage Oil Lube WT-LB	48.04	Impeller Eye Area IN ^{2}	3.08
Add. Stage WT- LB	11.70	Specific Speed	2140

Stages	Efficiency Correction
1	- 4.00
2	- 3.00
3	- 1.50
Based Std. Mtl's	- 2.00

Characteristics based upon pumpig clear, non-aerated water. Rating point only is guaranteed. Column losses not included.

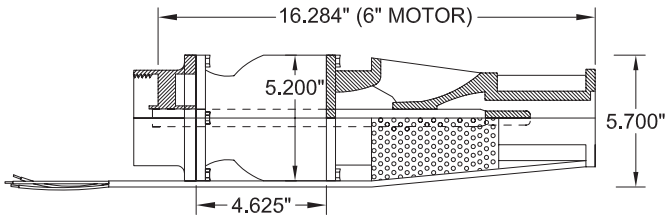

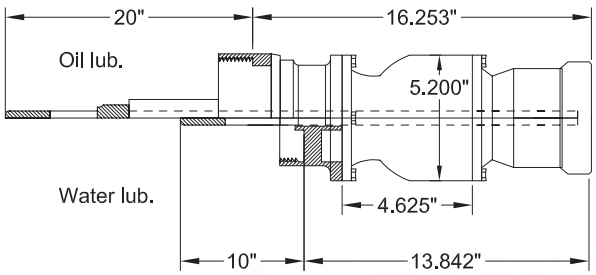

NP&P NASHVILLE PUMP & POND	**CONTRACTOR:**	**GPM TDH HP EFFIC.**	MODEL NPP5LH
	ENGINEER:	**SERVICE CONDITION:** / **STAGES**	
END USER:		**PROJECT:**	RPM 3450

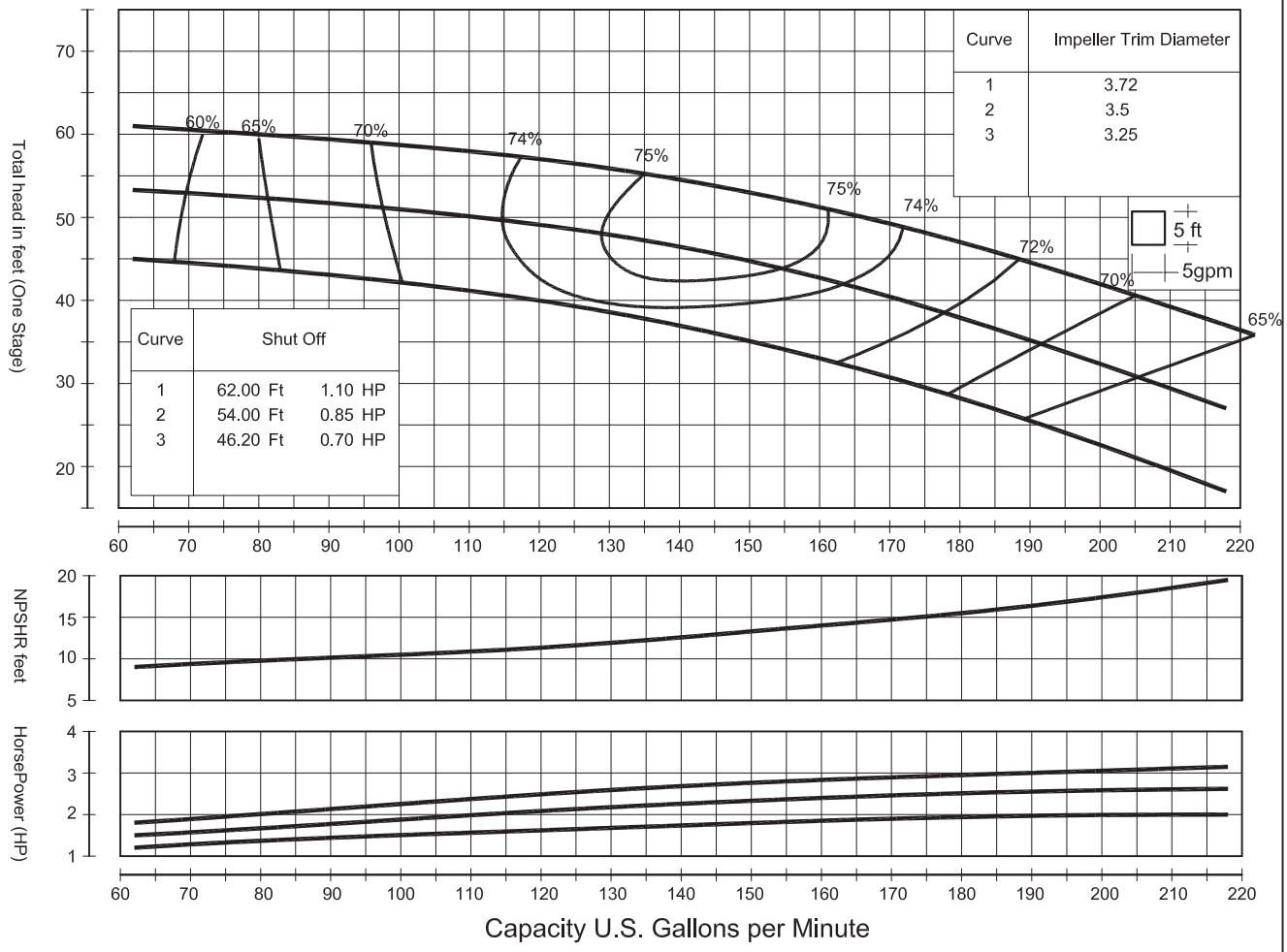

* Std. Construction: Discharge 3"

Std. Shaft Diameter	1.000"	Impeller WT- LB	2.006
Max. Shaft Diameter	1.000"	One Stage WR^2 LB-FT^2	.030
Std. Lateral Setting	.125"	Impeller Type	ENCLOSED
Max. Lateral Setting	.250"	Impeller No.	TCW3422
Discharge Sizes	3",4"	Max. Sphere Size	.220"
Suction Sizes	4"	K-Factor, Max.	1.2
One Stage Subm. WT-LB	42.792	Max. Operating P.S.I	480
One Stage Water Lube WT-LB	37.06	Min. Submergence	N/A
One Stage Oil Lube WT-LB	48.04	Impeller Eye Area IN^2	3.08
Add. Stage WT- LB	11.70	Specific Speed	2182

Stages	Efficiency Correction
1	- 4.00
2	- 3.00
3	- 1.50
Based Std. Mtl's	- 1.00

Characteristics based upon pumpig clear, non-aerated water. Rating point only Is guaranteed. Column losses not Included.

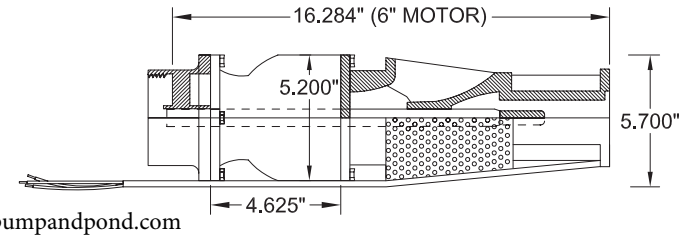

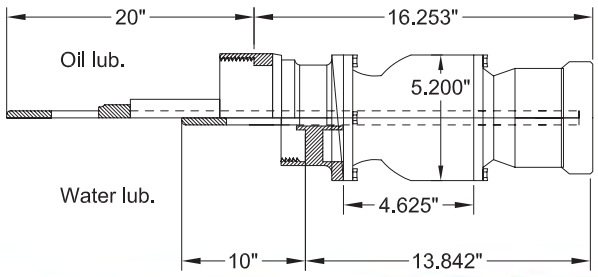

NP&P NASHVILLE PUMP & POND	**CONTRACTOR:**	**GPM TDH HP EFFIC.**	MODEL NPP6HL
	ENGINEER:	**SERVICE CONDITION:** / **STAGES**	
END USER:		**PROJECT:**	RPM 3450

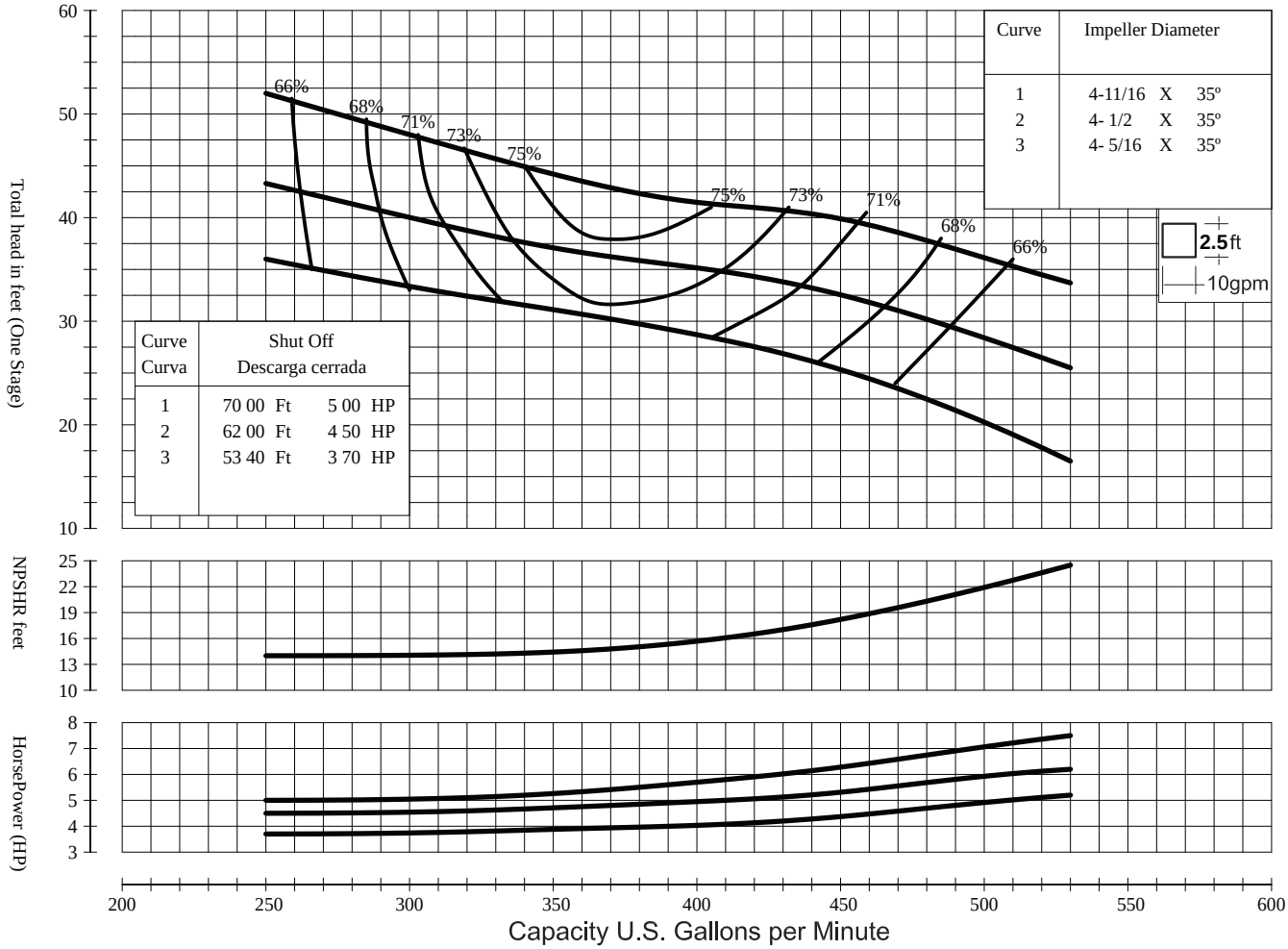

Std. Shaft Diameter	1.000"	Impeller WT- LB	2.65
Max. Shaft Diameter	1.000"	One Stage WR ^{2} LB-FT ^{2}	N/A
Std. Lateral Setting	.375"	Impeller Type	ENCLOSED
Max. Lateral Setting	.750"	Impeller No.	TCH1423
Discharge Sizes	4"	Max. Sphere Size	.500"
Suction Sizes	4"	K-Factor, Max.	4.1
One Stage Subm. WT-LB	75.0	Max. Operating P.S.I	360
One Stage Water Lube WT-LB	75.0	Min. Submergence	20"
One Stage Oil Lube WT-LB	95.0	Impeller Eye Area IN ^{2}	6.88
Add. Stage WT- LB	15.0	Specific Speed	4060

Stages	Efficiency Correction
1	-4
2	-2
3	-1
4	0

Characteristics based upon pumpig clear, non-aerated water. Ratlng polnt only ls guaranteed. Column losses not included.

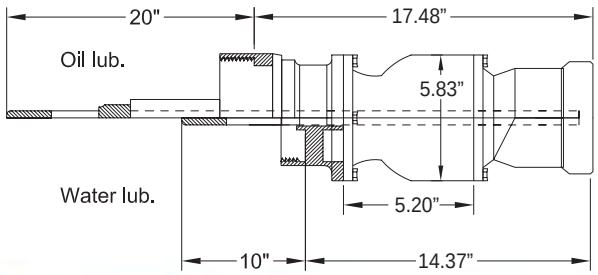

NP&P NASHVILLE PUMP & POND	**CONTRACTOR:**	**GPM TDH HP EFFIC.**	MODEL NPP6HH
	ENGINEER:	**SERVICE CONDITION:** / **STAGES**	
END USER:		**PROJECT:**	RPM 3450

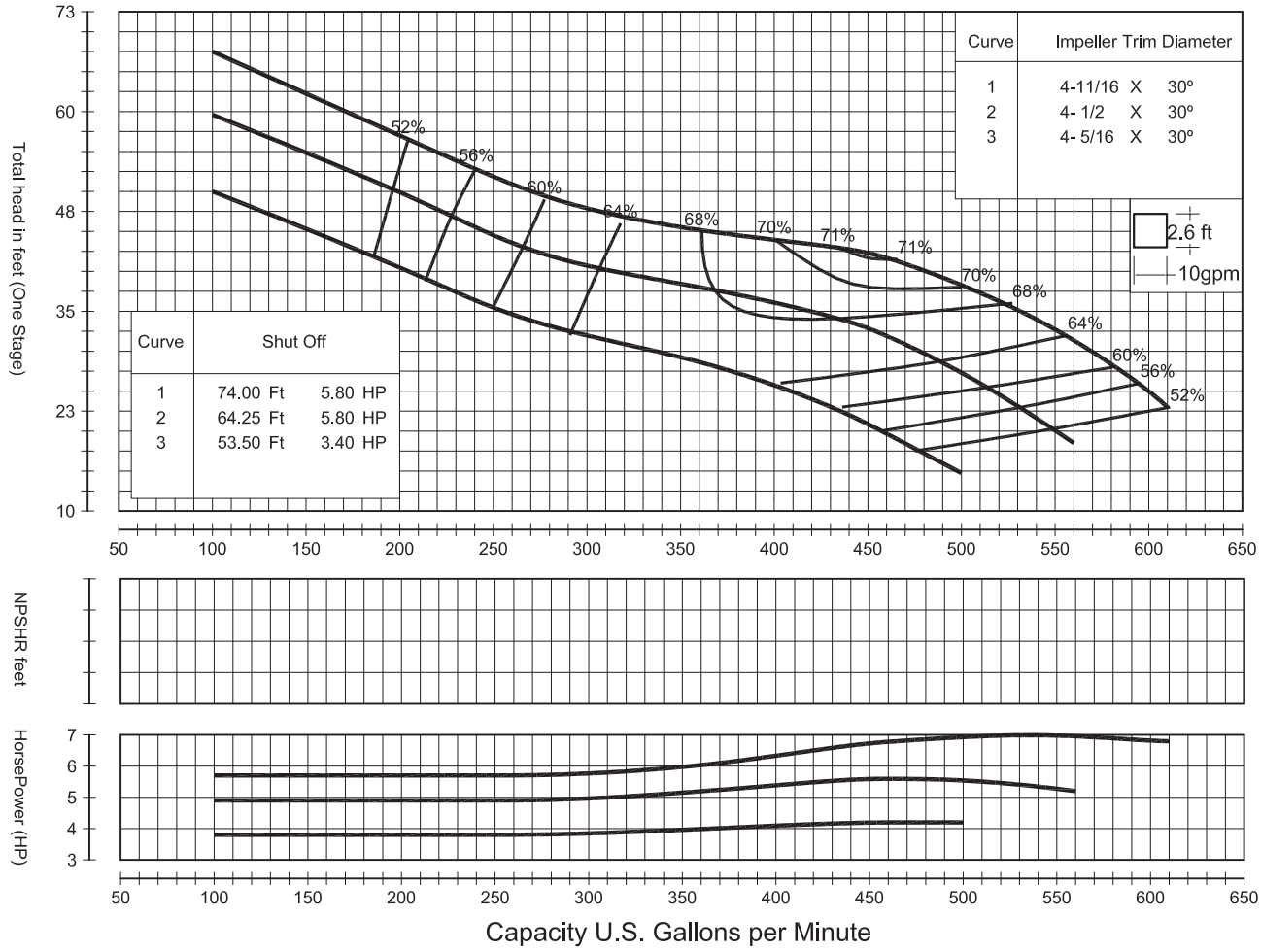

Std. Shaft Diameter	1.000"	Impeller WT- LB	2.65
Max. Shaft Diameter	1.000"	One Stage WR ^{2} LB-FT ^{2}	N/A
Std. Lateral Setting	.375"	Impeller Type	ENCLOSED
Max. Lateral Setting	.750"	Impeller No.	TCH1423
Discharge Sizes	4"	Max. Sphere Size	.500"
Suction Sizes	4"	K-Factor, Max.	4.1
One Stage Subm. WT-LB	75.0	Max. Operating P.S.I	360
One Stage Water Lube WT-LB	75.0	Min. Submergence	20"
One Stage Oil Lube WT-LB	95.0	Impeller Eye Area IN ^{2}	6.88
Add. Stage WT- LB	15.0	Specific Speed	4060

Stages	Efficiency Correction
1	-4
2	-2
3	-1
4	0

Characteristics based upon pumpig clear, non-aerated water. Rating point only Is guaranteed. Column losses not included.

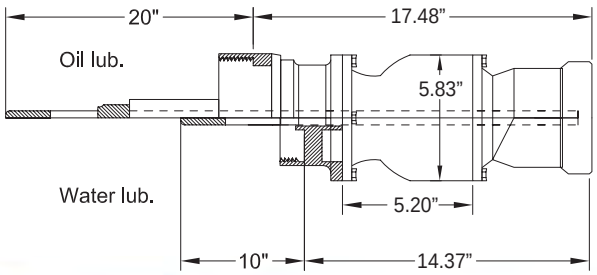

CONTRACTOR:	**GPM TDH HP EFFIC.**		MODEL NPP6LL
ENGINEER:	**SERVICE CONDITION:**	**STAGES**	
END USER:	**PROJECT:**		RPM 3450

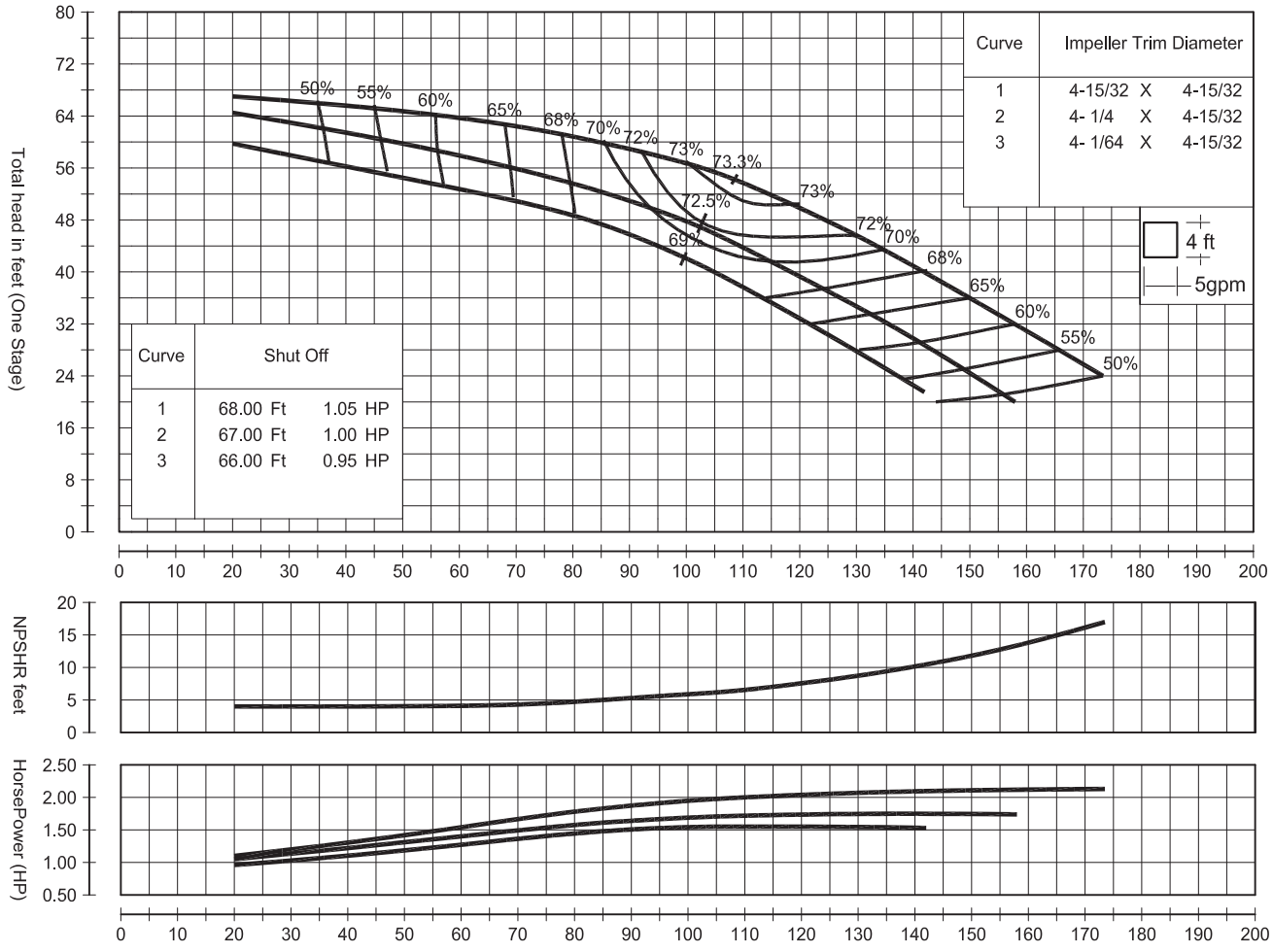

CHARACTERISTICS BASED UPON PUMPING CLEAR, NON-AERATED WATER RATING POINT ONLY IS GUARANTEED COLUMN LOSSES NOT INCLUIDED

Std. Shaft Diameter	.750"	Impeller WT- LB	2.200
Max. Shaft Diameter	.875"	One Stage WR ^{2} LB-FT ^{2}	5.850
Std. Lateral Setting	.125"	Impeller Type	ENCLOSED
Max. Lateral Setting	.750"	Impeller No.	TCL1413
Discharge Sizes	4"	Max. Sphere Size	.250"
Suction Sizes	4"	K-Factor, Max.	1.5
One Stage Subm. WT-LB	N/A	Max. Operating P.S.I	627
One Stage Water Lube WT-LB	N/A	Min. Submergence	9"
One Stage Oil Lube WT-LB	N/A	Impeller Eye Area IN ^{2}	3.375
Add. Stage WT- LB	N/A	Specific Speed	N/A

Stages	Efficiency Correction
1	- 4.00
2	- 3.00
3	- 2.00
4	- 1.00
Based Std. Mtl's	- 3.00

Characteristics based upon pumpig clear, non-aerated water. Rating point only is guaranteed. Column losses not included.

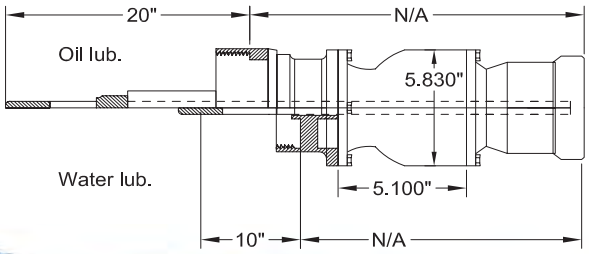

CONTRACTOR:	**GPM TDH HP EFFIC.**	MODEL	NPP6LM
ENGINEER:	**SERVICE CONDITION:**	**STAGES**	
END USER:	**PROJECT:**	RPM	3450

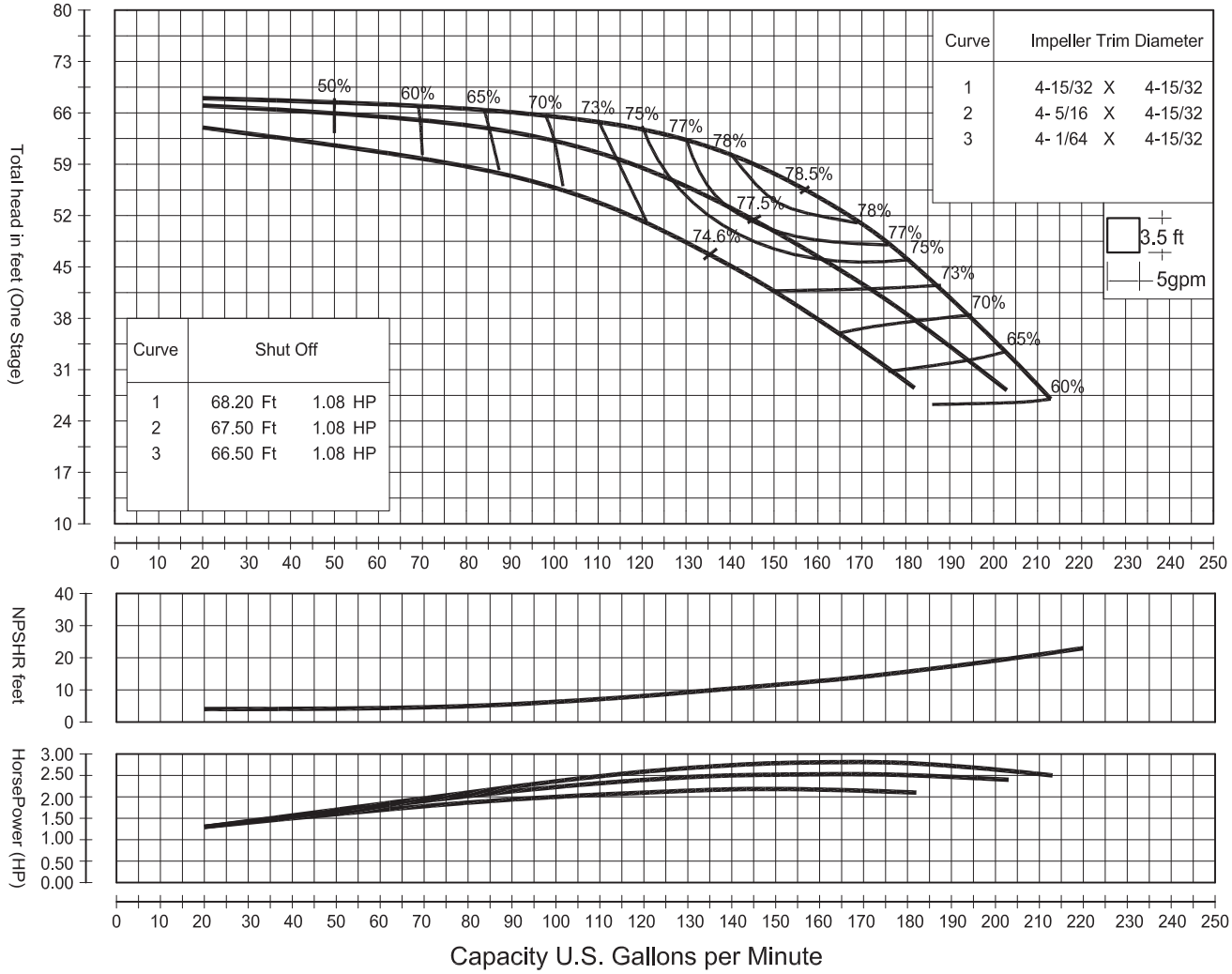

CHARACTERISTICS BASED UPON PUMPING CLEAR, NON-AERATED WATER RATING POINT ONLY IS GUARANTEED COLUMN LOSSES NOT INCLUIDED

Std. Shaft Diameter	.750"	Impeller WT- LB	N/A
Max. Shaft Diameter	.875"	One Stage WR ^{2} LB-FT ^{2}	5.850
Std. Lateral Setting	.125"	Impeller Type	ENCLOSED
Max. Lateral Setting	.750"	Impeller No.	TCL1423
Discharge Sizes	4"	Max. Sphere Size	.125"
Suction Sizes	4"	K-Factor, Max.	1.5
One Stage Subm. WT-LB	N/A	Max. Operating P.S.I	627
One Stage Water Lube WT-LB	N/A	Min. Submergence	9"
One Stage Oil Lube WT-LB	N/A	Impeller Eye Area IN ^{2}	3.375
Add. Stage WT- LB	N/A	Specific Speed	N/A

Stages	Efficiency Correction
1	- 4.00
2	- 3.00
3	- 2.50
4	- 2.00
Based Std. Mtl's	- 3.00

Characterlstlcs based upon pumplg clear, non-aerated water. Rating point only is guaranteed. Column losses not Included.

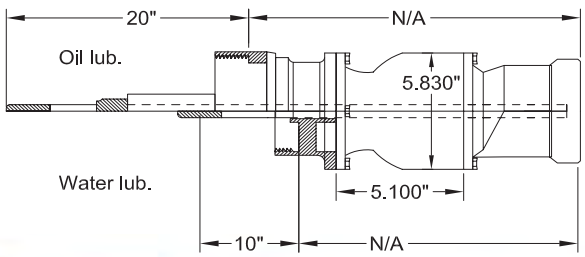

NP&P NASHVILLE PUMP & POND	**CONTRACTOR:**	**GPM TDH HP EFFIC.**	MODEL NPP6LH
	ENGINEER:	**SERVICE CONDITION:** / **STAGES**	
END USER:		**PROJECT:**	RPM 3450

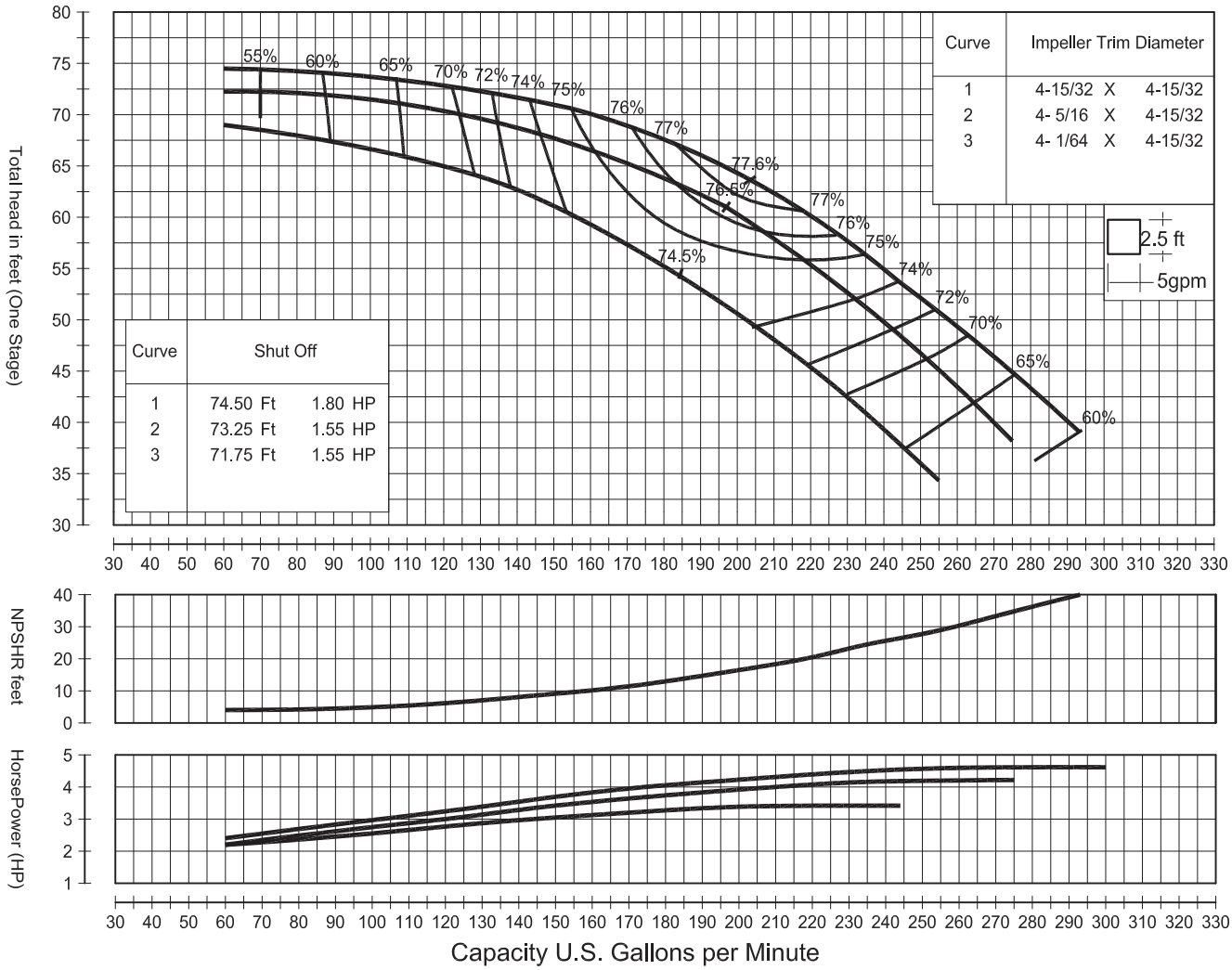

CHARACTERISTICS BASED UPON PUMPING CLEAR, NON-AERATED WATER RATING POINT ONLY IS GUARANTEED COLUMN LOSSES NOT INCLUIDED

Std. Shaft Diameter	.750"	Impeller WT- LB	2.860
Max. Shaft Diameter	.875"	One Stage WR^2 LB-FT^2	5.850
Std. Lateral Setting	.125"	Impeller Type	ENCLOSED
Max. Lateral Setting	.750"	Impeller No.	TCL1433
Discharge Sizes	4"	Max. Sphere Size	.125"
Suction Sizes	4"	K-Factor, Max.	1.5
One Stage Subm. WT-LB	N/A	Max. Operating P.S.I	627
One Stage Water Lube WT-LB	N/A	Min. Submergence	9"
One Stage Oil Lube WT-LB	N/A	Impeller Eye Area IN^2	3.375
Add. Stage WT- LB	N/A	Specific Speed	N/A

Stages	Efficiency Correction
1	- 4.00
2	- 3.00
3	- 2.50
4	- 2.00
Based Std. Mtl's	- 3.00

Characteristics based upon pumpig clear, non-aerated water. Rating point only is guaranteed. Column losses not included.

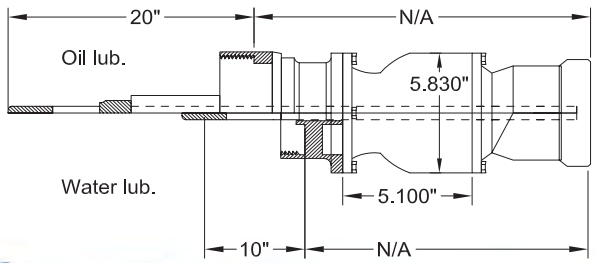

CONTRACTOR:	**GPM TDH HP EFFIC.**		MODEL NPP6ML
ENGINEER:	**SERVICE CONDITION:**	**STAGES**	
END USER:	**PROJECT:**		RPM 3450

Curve No. TCW5013 - 2005

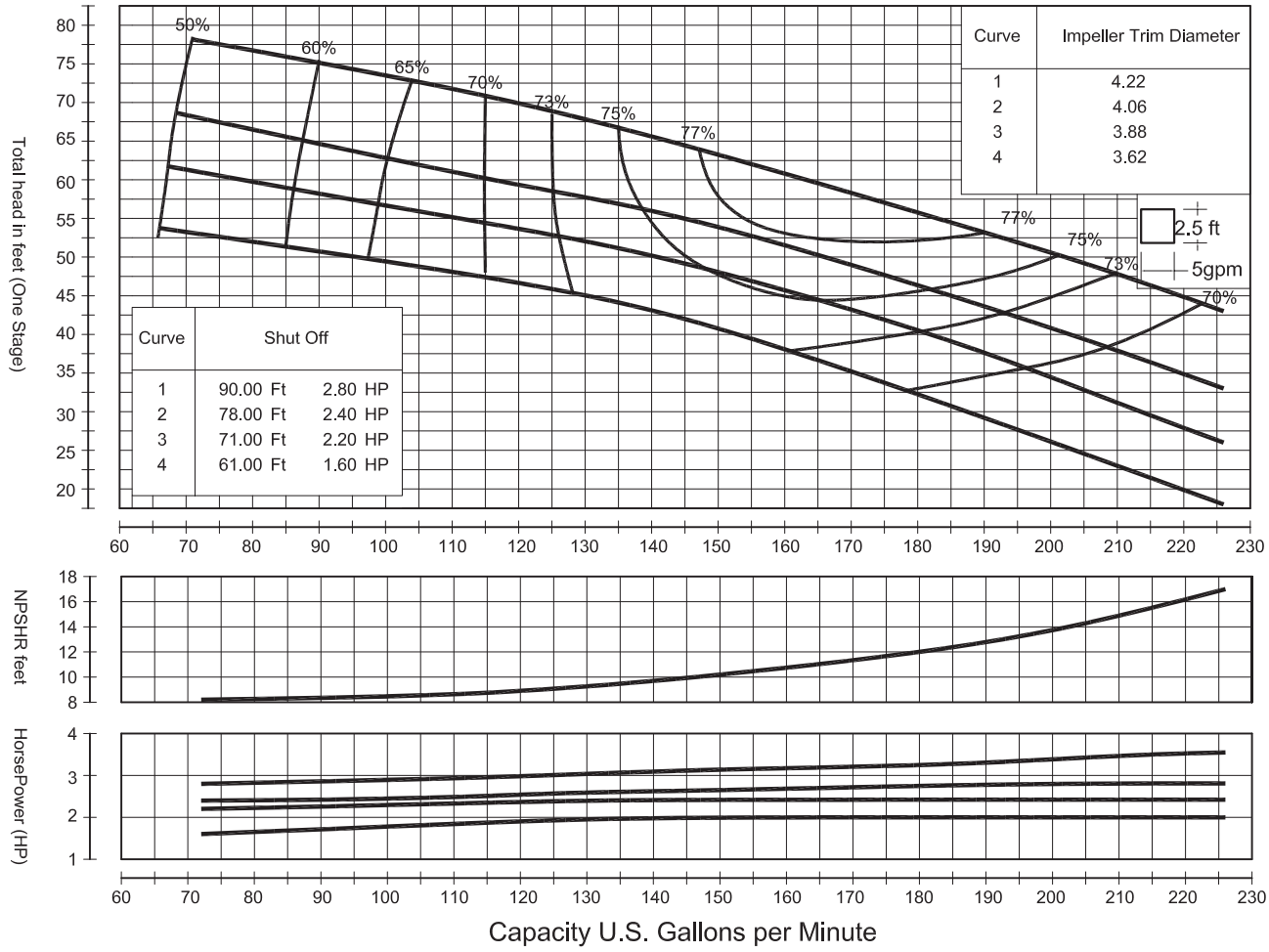

* Std. Construction: Discharge 4"

Std. Shaft Diameter	1.000"	Impeller WT- LB	2.315
Max. Shaft Diameter	1.000"	One Stage WR ^{2} LB-FT ^{2}	.070
Std. Lateral Setting	.125"	Impeller Type	ENCLOSED
Max. Lateral Setting	.250"	Impeller No.	TCW1413
Discharge Sizes	3",4"	Max. Sphere Size	.220"
Suction Sizes	4"	K-Factor, Max.	2.1
One Stage Subm. WT-LB	47.289	Max. Operating P.S.I	420
One Stage Water Lube WT-LB	41.557	Min. Submergence	N/A
One Stage Oil Lube WT-LB	52.520	Impeller Eye Area IN ^{2}	4.050
Add. Stage WT- LB	15.102	Specific Speed	2100

Stages	Efficiency Correction
1	- 3.00
2	- 2.00
3	- 0.50
Based Std. Mtl's	- 2.00

Characteristics based upon pumpig clear, non-aerated water. Rating point only Is guaranteed. Column losses not Included.

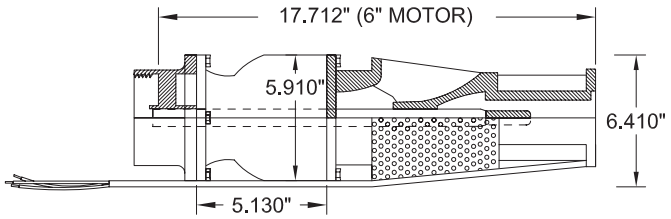

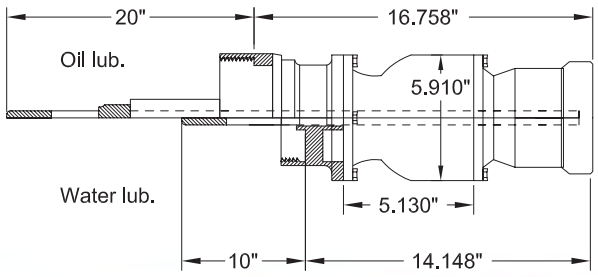

NP&P NASHVILLE PUMP & POND	**CONTRACTOR:**	**GPM TDH HP EFFIC.**	MODEL NPP6MH
	ENGINEER:	**SERVICE CONDITION:** / **STAGES**	
END USER:		**PROJECT:**	RPM 3450

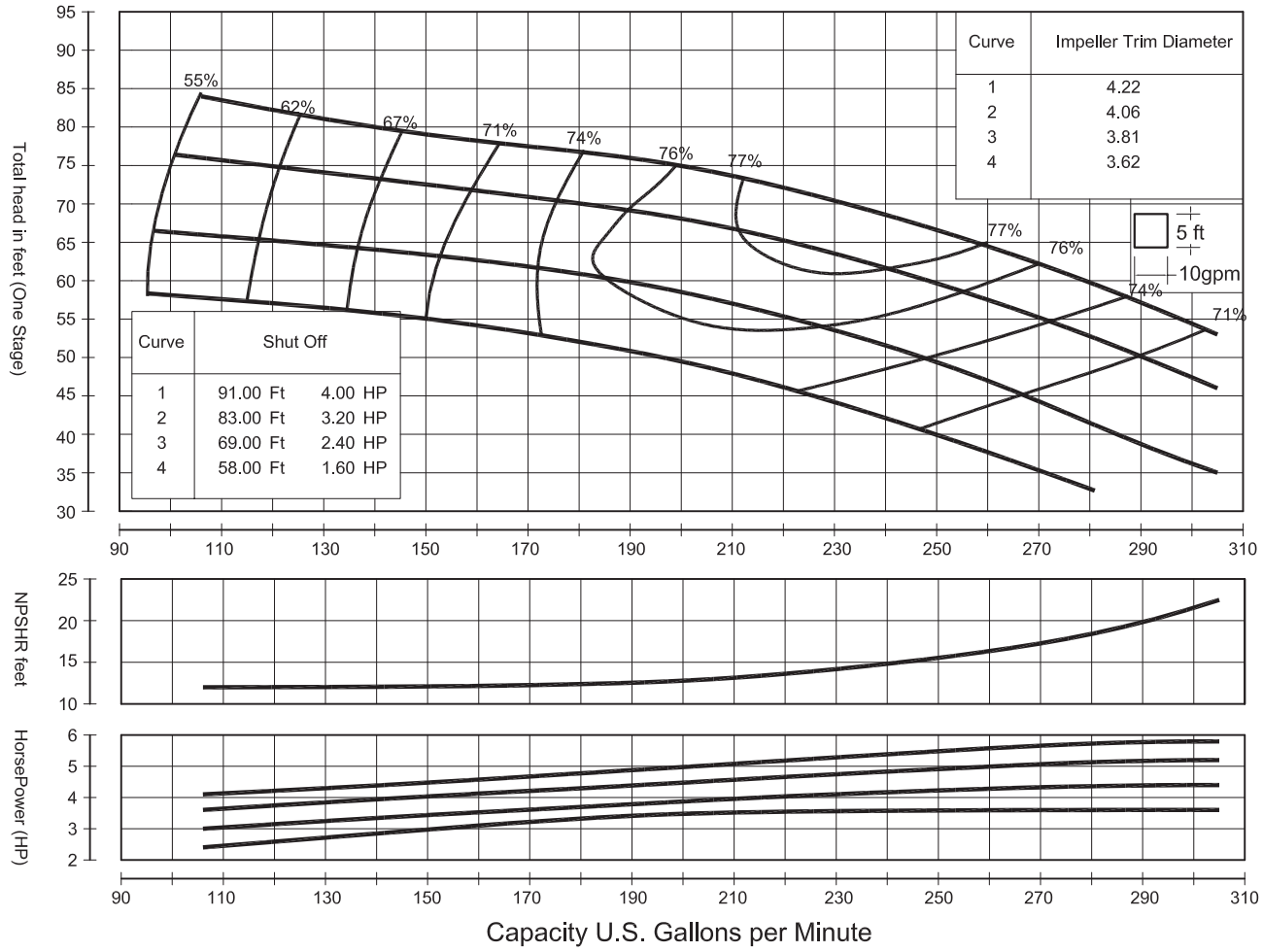

* Std. Construction: Discharge 4"

Std. Shaft Diameter	1.000"	Impeller WT- LB	2.315
Max. Shaft Diameter	1.000"	One Stage WR^2 LB-FT^2	.070
Std. Lateral Setting	.125"	Impeller Type	ENCLOSED
Max. Lateral Setting	.250"	Impeller No.	TCW1423
Discharge Sizes	3",4"	Max. Sphere Size	.220"
Suction Sizes	4"	K-Factor, Max.	2.1
One Stage Subm. WT-LB	47.289	Max. Operating P.S.I	420
One Stage Water Lube WT-LB	41.557	Min. Submergence	N/A
One Stage Oil Lube WT-LB	52.520	Impeller Eye Area IN^2	4.050
Add. Stage WT- LB	15.102	Specific Speed	2160

Stages	Efficiency Correction
1	- 3.00
2	- 2.00
3	- 0.50
Based Std. Mtl's	- 2.00

Characteristics based upon pumpig clear, non-aerated water. Rating point only is guaranteed. Column losses not included.

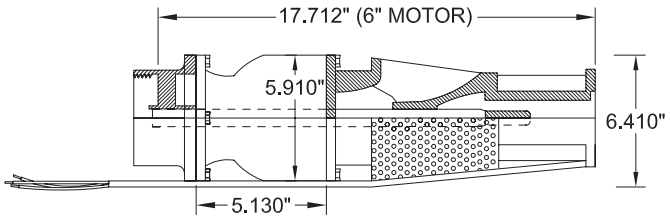

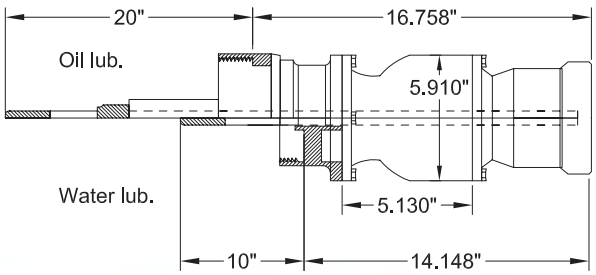

NP&P NASHVILLE PUMP & POND	**CONTRACTOR:**	**GPM TDH HP EFFIC.**		MODEL NPP7HL
	ENGINEER:	**SERVICE CONDITION:**	**STAGES**	
END USER:		**PROJECT:**		RPM 3450

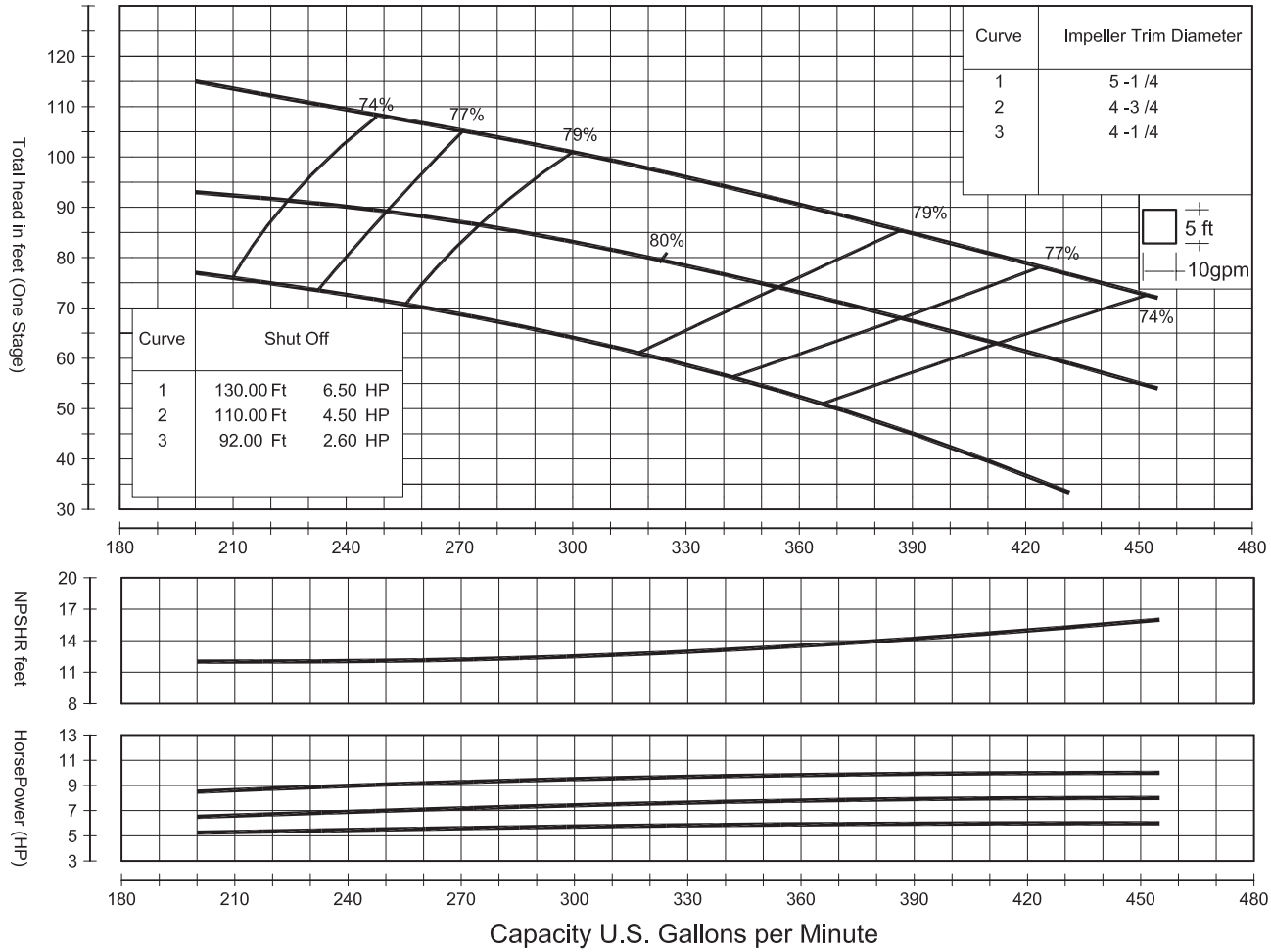

* Std. Construction: Discharge 4"

Std. Shaft Diameter	1.188"	Impeller WT- LB	3.109
Max. Shaft Diameter	1.188"	One Stage WR ^{2} LB-FT ^{2}	.140
Std. Lateral Setting	.125"	Impeller Type	ENCLOSED
Max. Lateral Setting	.500"	Impeller No.	TCW3413
Discharge Sizes	4",6"	Max. Sphere Size	.430"
Suction Sizes	6"	K-Factor, Max.	3.5
One Stage Subm. WT-LB	71.011	Max. Operating P.S.I	415
One Stage Water Lube WT-LB	66.602	Min. Submergence	N/A
One Stage Oil Lube WT-LB	80.711	Impeller Eye Area IN ^{2}	7.54
Add. Stage WT- LB	26.918	Specific Speed	2183

Stages	Efficiency Correction
1	- 3.00
2	- 1.00
Based Std. Mtl's	- 3.00

Characteristics based upon pumpig clear, non-aerated water. Rating point only Is guaranteed. Column losses not Included.

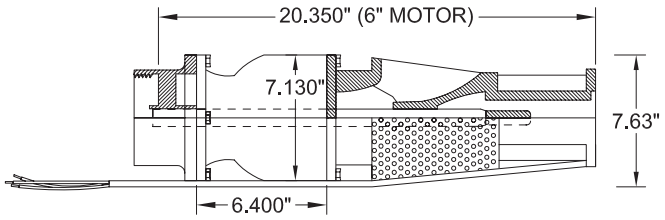

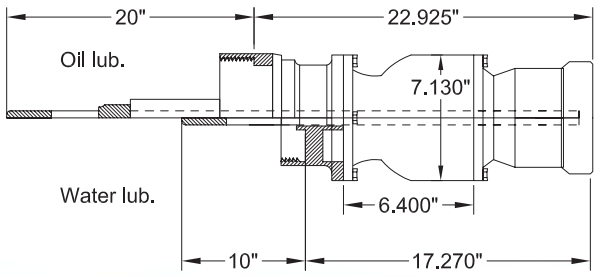

NP&P NASHVILLE PUMP & POND	**CONTRACTOR:**	**GPM TDH HP EFFIC.**	MODEL NPP7HH
	ENGINEER:	**SERVICE CONDITION:** / **STAGES**	
END USER:		**PROJECT:**	RPM 3450

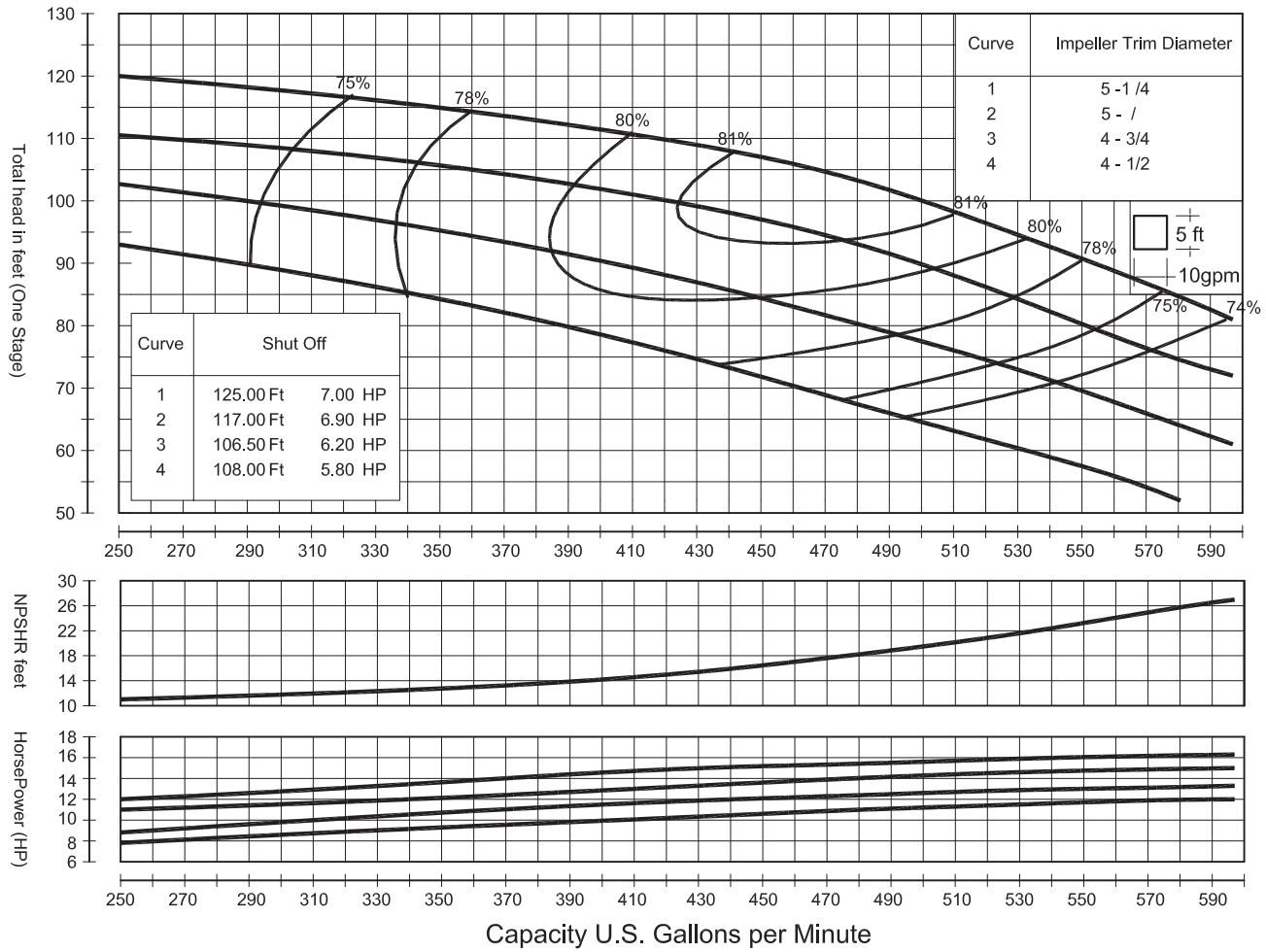

* Std. Construction: Discharge 4"

Std. Shaft Diameter	1.188"	Impeller WT- LB	3.109
Max. Shaft Diameter	1.188"	One Stage WR ^{2} LB-FT ^{2}	.140
Std. Lateral Setting	.125"	Impeller Type	ENCLOSED
Max. Lateral Setting	.500"	Impeller No.	TCW3423
Discharge Sizes	4",6"	Max. Sphere Size	.430"
Suction Sizes	6"	K-Factor, Max.	3.5
One Stage Subm. WT-LB	71.011	Max. Operating P.S.I	415
One Stage Water Lube WT-LB	66.602	Min. Submergence	N/A
One Stage Oil Lube WT-LB	80.711	Impeller Eye Area IN ^{2}	7.54
Add. Stage WT- LB	26.918	Specific Speed	2300

Stages	Efficiency Correction
1	- 3.00
2	- 1.00
Based Std. Mtl's	- 3.00

Characteristics based upon pumpig clear, non-aerated water. Rating point only Is guaranteed. Column losses not Included.

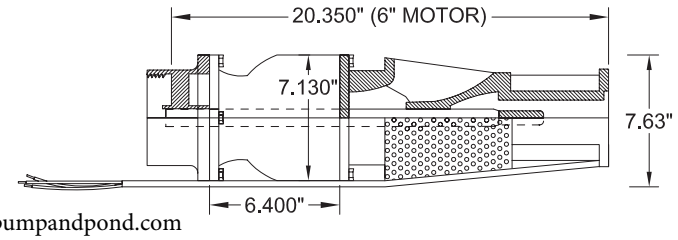

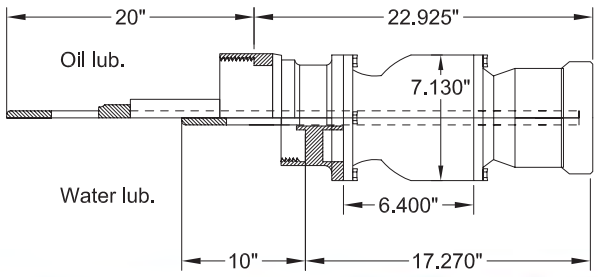

NP&P NASHVILLE PUMP & POND	**CONTRACTOR:**	**GPM TDH HP EFFIC.**	MODEL NPP8ML
	ENGINEER:	**SERVICE CONDITION:** / **STAGES**	
END USER:		**PROJECT:**	RPM 3450

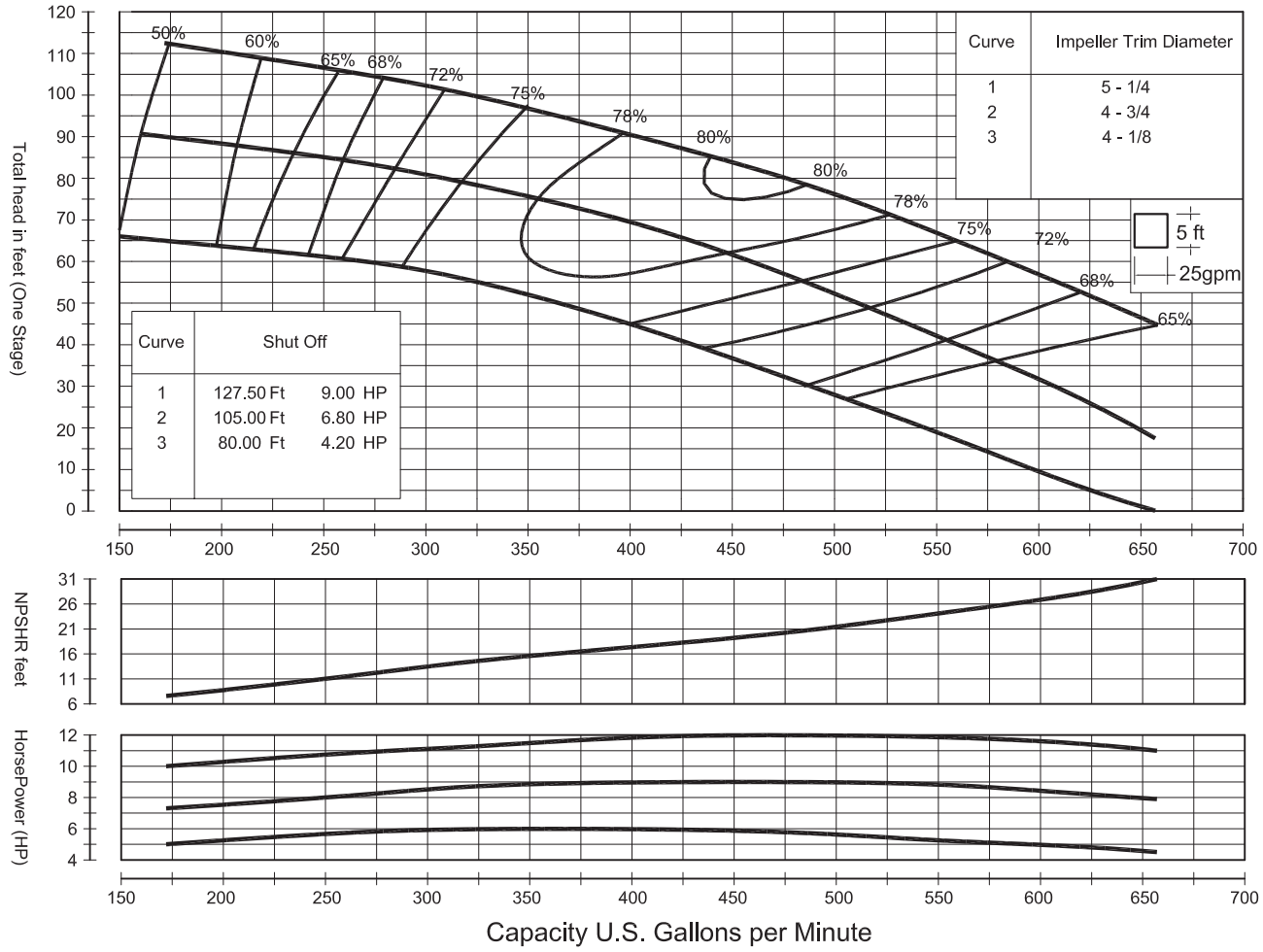

* Std. Construction: Discharge 4"

Std. Shaft Diameter	1.188"	Impeller WT- LB	5.710
Max. Shaft Diameter	1.188"	One Stage WR^2 LB-FT^2	.290
Std. Lateral Setting	.250"	Impeller Type	ENCLOSED
Max. Lateral Setting	.620"	Impeller No.	TCW1414
Discharge Sizes	4",6"	Max. Sphere Size	.430"
Suction Sizes	6"	K-Factor, Max.	4.00
One Stage Subm. WT-LB	77.581	Max. Operating P.S.I	425
One Stage Water Lube WT-LB	73.171	Min. Submergence	N/A
One Stage Oil Lube WT-LB	87.281	Impeller Eye Area IN^2	8.510
Add. Stage WT- LB	31.725	Specific Speed	2699

Stages	Efficiency Correction
Based Std. Mtl's	- 2.00

Characteristics based upon pumpig clear, non-aerated water. Rating point only is guaranteed. Column losses not included.

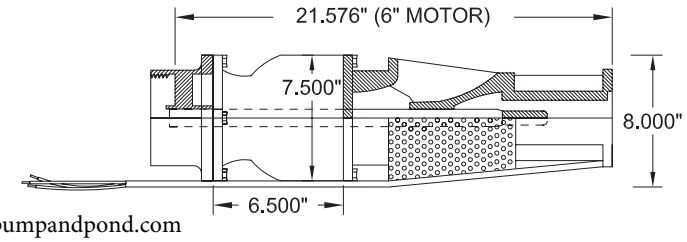

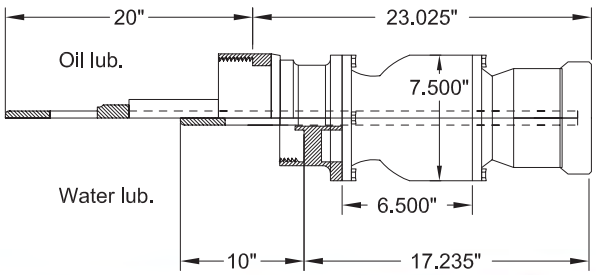

NP&P
NASHVILLE PUMP & POND
*proud distribution partner

SPEC
SUPERIOR PROCESS EQUIPMENT COMPONENTS

SPEC 4000

A compound designed and tested for eight years to extend the life of your pump in almost every application. Our bearings and wear rings are compression molded from a carbon fiber graphite material that gives you phenomenal wear and heat dissipation properties.

1. *Excellent abrasive resistance*
2. *Continuous run-dry capability*
3. *450 Degree F exposure*
4. *Material has NSF approval for potable water*
5. *Low coefficient of friction*
6. *Extensive list of Chemical Resistance*

FLOATING PUMP STATION

Simple. Portable.

ROCK QUARRY, MINING, & RETENTION POND APPLICATIONS

Seal Flush Water

Wash Down Stations

Water Transfer

Irrigation Supply Water

Cooling Water Supply

- Low Volume High Head & High Volume Low Head Designs available
- 5hp to 15hp Assemblies In Stock, Larger Units Available
- Single Phase and Three Phase Options
- Clean Water Intake Design with Internal Flow Sleeve for Cooling & Long Life
- Multiple Discharge Configurations, above and below water surface options
- Removable waterproof plug on power lead for ease of installation, transport & maintenance

GE Control Panels

NP&P

NASHVILLE PUMP & POND

tesla
submersible motors

NP&P
NASHVILLE PUMP & POND

CARBON FIBER GRAPHITE MATERIAL

SPEC 4000: Non-metallic Compression Molded

Physical Properties	English	ASTM Test
Specific Gravity	1.84	D792
Water Absorption	.04%	D695
Maximum Running Temperature	400 Degrees F	

Mechanical Properties		
Flexural Strength	13,065 PSI	D790
Compressive Strength	36,000 PSI	D695
Impact Strength	8.55 Ft lbs.	D256
Electrical Resistance	4.4 ohms	

Chemical Resistance	
Acetones	Excellent
Acids (< 10% solutions)	Excellent
Alcohols	Excellent
Aliphtic hydrocarbons	Excellent
Aromatic hydrocarbons	Excellent
Benzene	Excellent
Butyl Alcohol	Excellent
Ethyl Glycol	Excellent
Ethyl Alcohol	Excellent
Freon	Excellent
Fuels (gasoline, diesel, etc.)	Excellent
Glycerin	Excellent
Hexane	Excellent
Hydraulic Fluid	Excellent
Mineral Oils	Excellent
Motor Oils	Excellent
Natural Gas	Excellent
Propane	Excellent
Sodium Chloride 3.5% (saltwater)	Excellent
Turpentine	Excellent
Xylene	Excellent

Data provided is based on laboratory testing and may not reflect conditions that exist in your applications. User should verify with factory application and conditions. No warranty or legal responsibility is accepted or implied.

NASHVILLE PUMP & POND LLC.

615-336-8405 | 1465 Spencer Mill Road, Nashville TN 37029

pumpandpond.com

NP&P NASHVILLE PUMP & POND	**CONTRACTOR:**	**GPM TDH HP EFFIC.**	MODEL NPP8MH
	ENGINEER:	**SERVICE CONDITION:** / **STAGES**	
END USER:		**PROJECT:**	RPM 3450

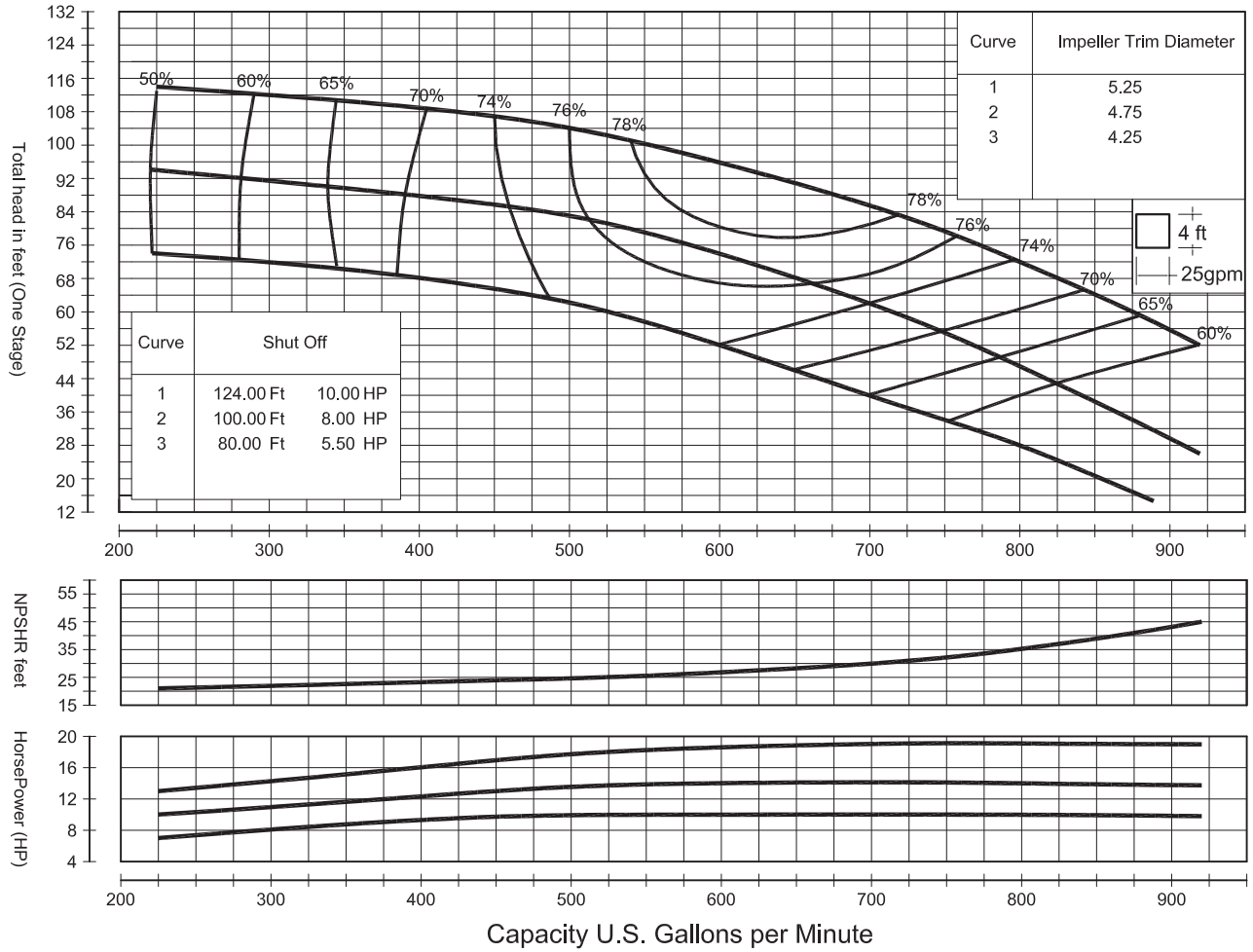

* Std. Construction: Discharge 4"

Std. Shaft Diameter	1.188"	Impeller WT- LB	5.710
Max. Shaft Diameter	1.188"	One Stage WR ^{2} LB-FT ^{2}	.290
Std. Lateral Setting	.250"	Impeller Type	ENCLOSED
Max. Lateral Setting	.620"	Impeller No.	TCW1424
Discharge Sizes	4",6"	Max. Sphere Size	.430"
Suction Sizes	6"	K-Factor, Max.	4.00
One Stage Subm. WT-LB	77.581	Max. Operating P.S.I	425
One Stage Water Lube WT-LB	73.171	Min. Submergence	N/A
One Stage Oil Lube WT-LB	87.281	Impeller Eye Area IN ^{2}	8.510
Add. Stage WT- LB	31.725	Specific Speed	2849

Stages	Efficiency Correction
Based Std. Mtl's	- 2.00

Characteristics based upon pumpig clear, non-aerated water. Rating point only Is guaranteed. Column losses not Included.

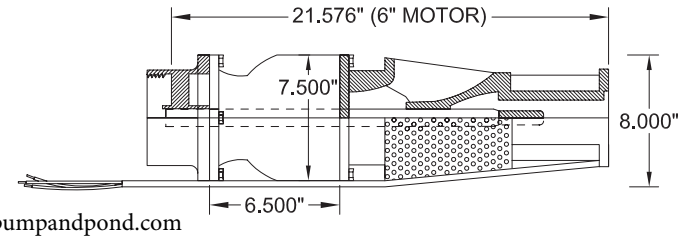

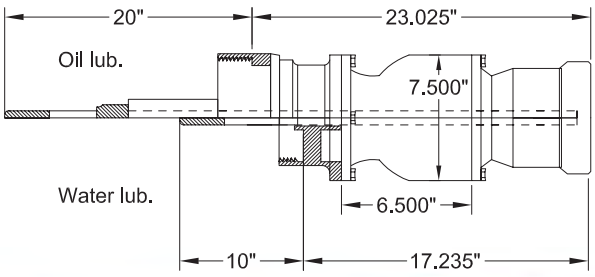

NP&P NASHVILLE PUMP & POND	**CONTRACTOR:**	**GPM** **TDH** **HP** **EFFIC.**		MODEL NPP8HH
	ENGINEER:	**SERVICE CONDITION:**	**STAGES**	
END USER:		**PROJECT:**		RPM 3450

Curve No. TCH5014 - 2005

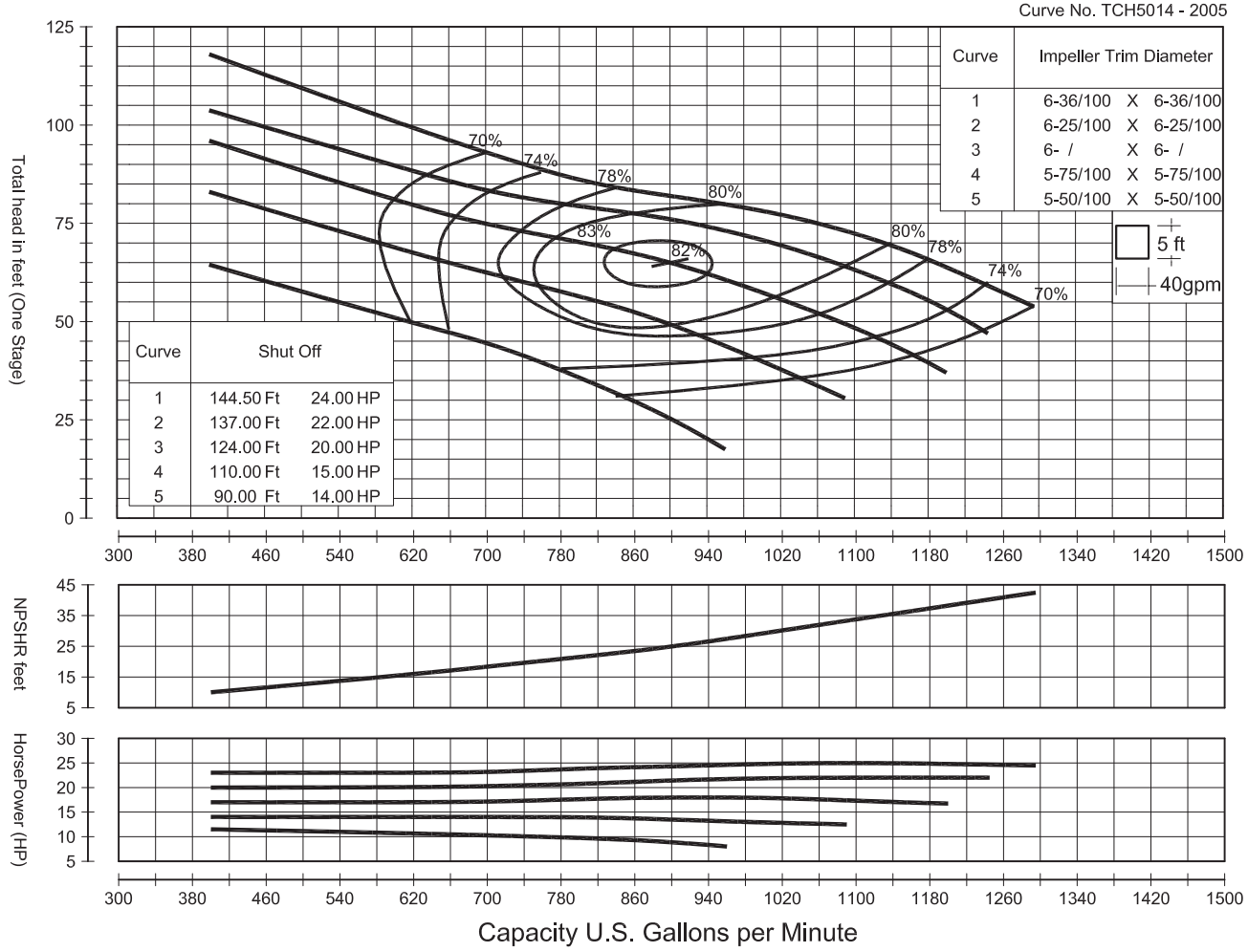

Std. Shaft Diameter	1.188"	Impeller WT- LB	5.291
Max. Shaft Diameter	1.188"	One Stage WR ^{2} LB-FT ^{2}	N/A
Std. Lateral Setting	.375"	Impeller Type	ENCLOSED
Max. Lateral Setting	.500"	Impeller No.	TCH1414
Discharge Sizes	6"	Max. Sphere Size	1.125"
Suction Sizes	6"	K-Factor, Max.	8
One Stage Subm. WT-LB	N/A	Max. Operating P.S.I	692
One Stage Water Lube WT-LB	88.405	Min. Submergence	N/A
One Stage Oil Lube WT-LB	102.51	Impeller Eye Area IN ^{2}	15.9
Add. Stage WT- LB	32.187	Specific Speed	N/A

Stages	Efficiency Correction
1	- 3.00
2	- 2.00
3	- 1.00
Based Std. Mtl's	- 3.00

Characteristics based upon pumpig clear, non-aerated water. Rating point only Is guaranteed. Column losses not Included.

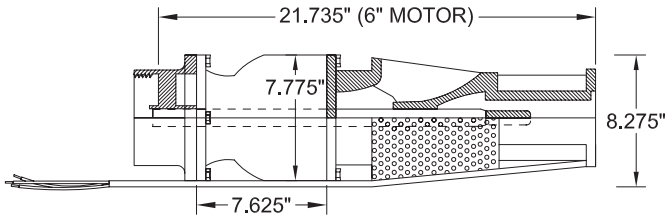

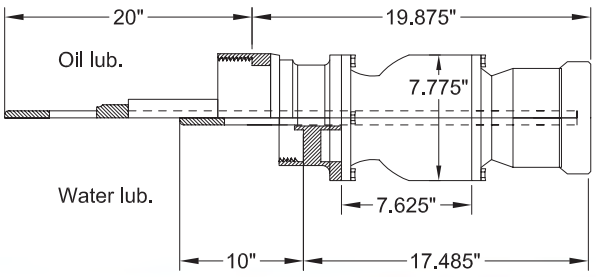

NP&P NASHVILLE PUMP & POND	**CONTRACTOR:**	**GPM TDH HP EFFIC.**	MODEL NPP9ML
	ENGINEER:	**SERVICE CONDITION:** / **STAGES**	
END USER:		**PROJECT:**	RPM 3450

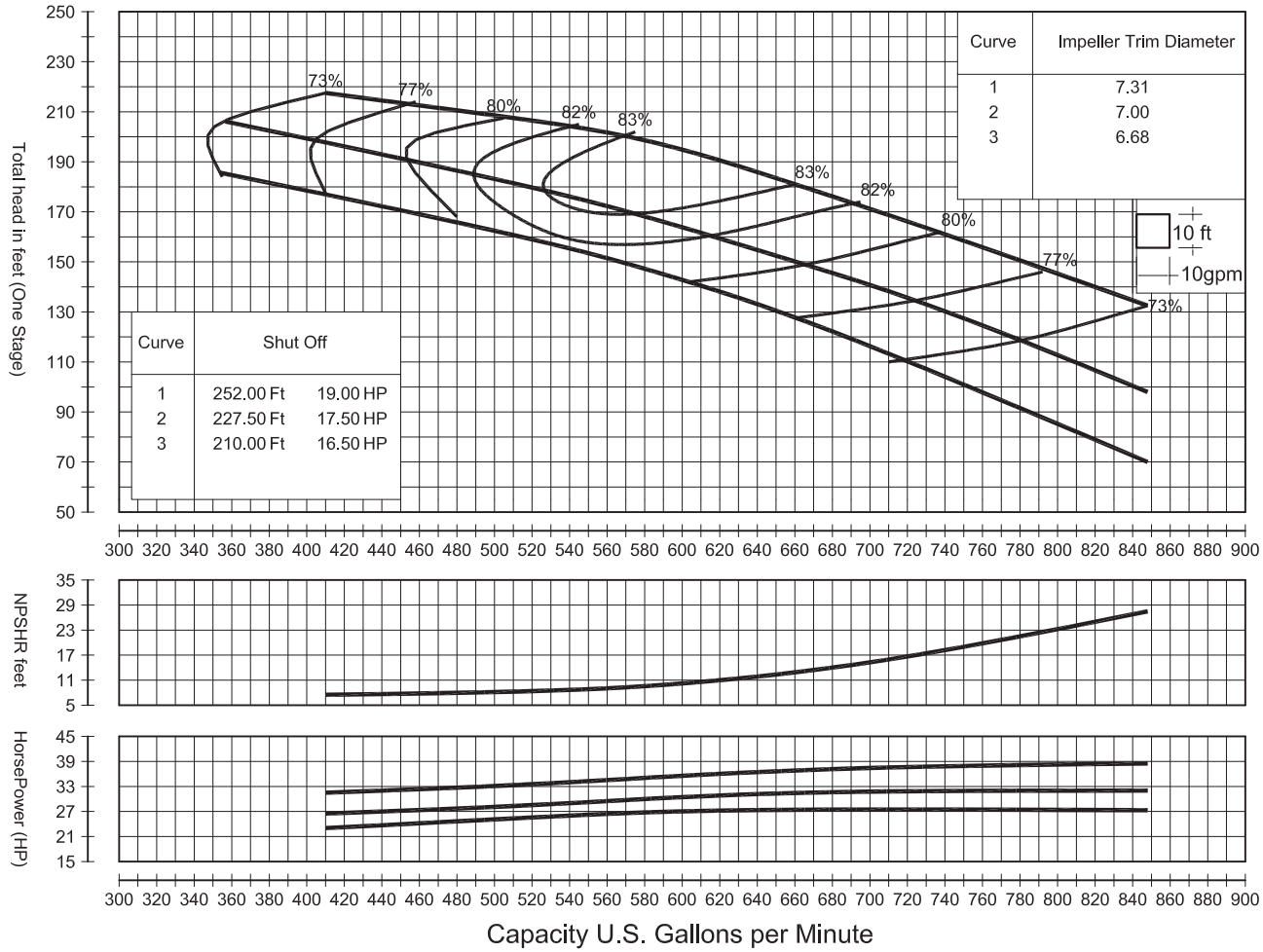

* Std. Construction: Discharge 6"

Std. Shaft Diameter	1.500"	Impeller WT- LB	7.011
Max. Shaft Diameter	1.500"	One Stage WR ^{2} LB-FT ^{2}	.330
Std. Lateral Setting	.630"	Impeller Type	ENCLOSED
Max. Lateral Setting	.880"	Impeller No.	TCW3434
Discharge Sizes	6",8"	Max. Sphere Size	N/A
Suction Sizes	6"	K-Factor, Max.	4.60
One Stage Subm. WT-LB	166.62	Max. Operating P.S.I	375
One Stage Water Lube WT-LB	155.60	Min. Submergence	N/A
One Stage Oil Lube WT-LB	169.71	Impeller Eye Area IN ^{2}	12.560
Add. Stage WT- LB	53.308	Specific Speed	1700

Stages	Efficiency Correction
1	- 3.00
2	- 2.00
3	- 1.00
Based Std. Mtl's	- 2.00

Characteristics based upon pumpig clear, non-aerated water. Rating point only Is guaranteed. Column losses not Included.

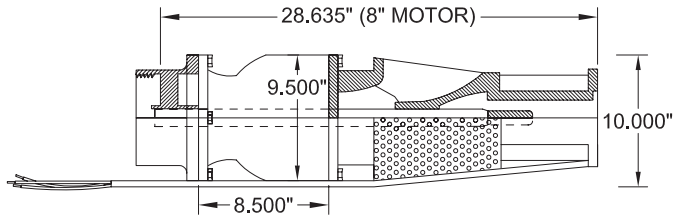

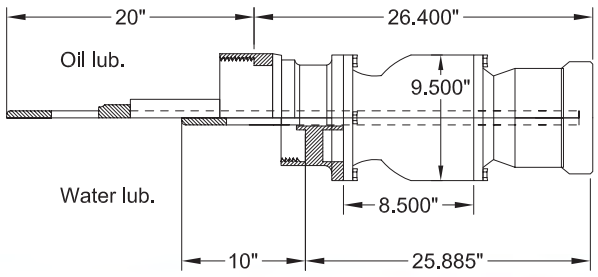

NP&P NASHVILLE PUMP & POND	**CONTRACTOR:**	**GPM TDH HP EFFIC.**	MODEL NPP9MH
	ENGINEER:	**SERVICE CONDITION:** / **STAGES**	
END USER:		**PROJECT:**	RPM 3450

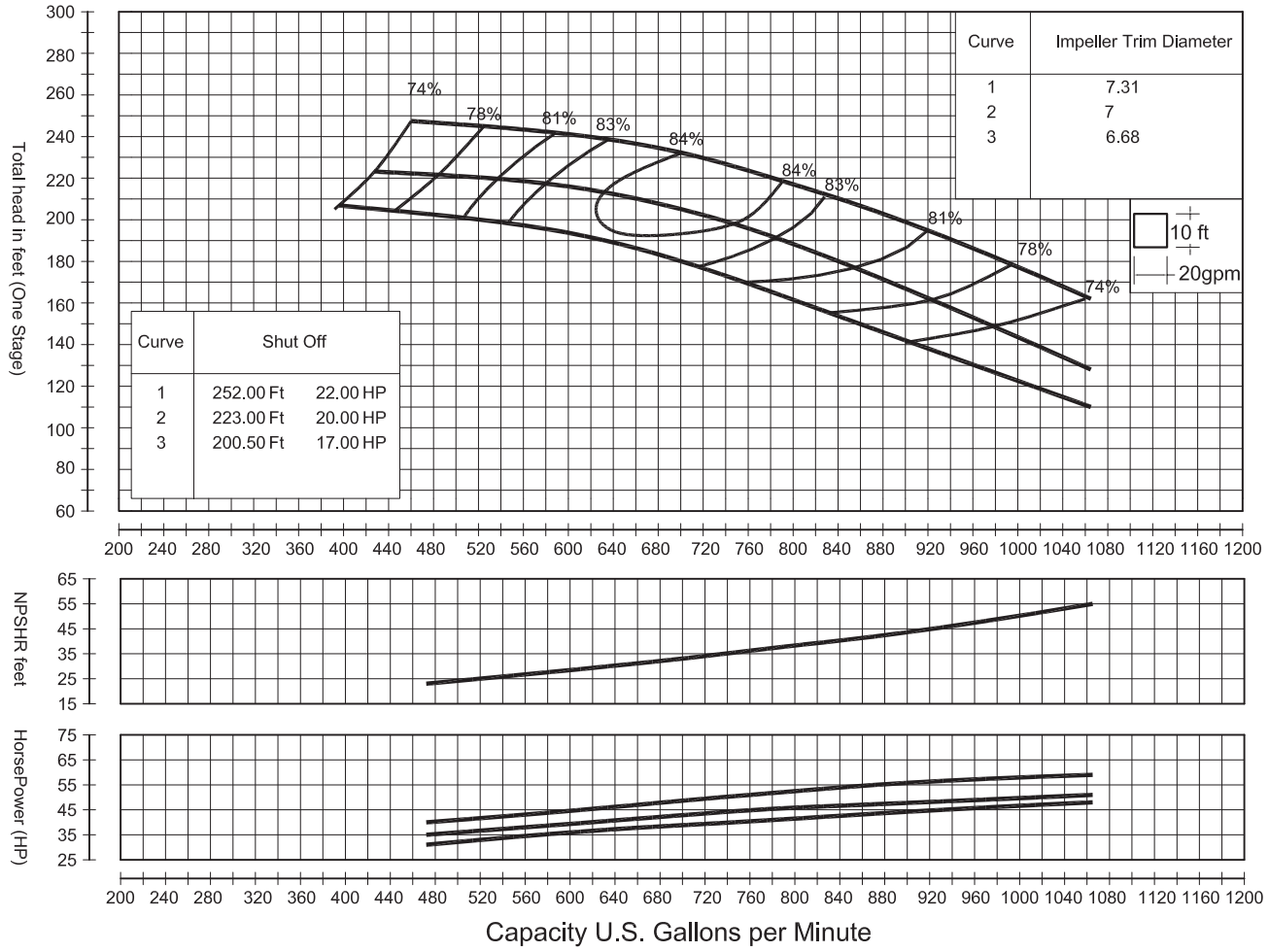

* Std. Construction: Discharge 6"

Std. Shaft Diameter	1.500"	Impeller WT- LB	7.011
Max. Shaft Diameter	1.500"	One Stage WR^2 LB-FT^2	.330
Std. Lateral Setting	.630"	Impeller Type	ENCLOSED
Max. Lateral Setting	.880"	Impeller No.	TCW3444
Discharge Sizes	6",8"	Max. Sphere Size	N/A
Suction Sizes	6"	K-Factor, Max.	4.65
One Stage Subm. WT-LB	166.62	Max. Operating P.S.I	375
One Stage Water Lube WT-LB	155.60	Min. Submergence	N/A
One Stage Oil Lube WT-LB	169.71	Impeller Eye Area IN^2	12.560
Add. Stage WT- LB	53.308	Specific Speed	1695

Stages	Efficiency Correction
1	- 3.00
2	- 2.00
3	- 1.00
Based Std. Mtl's	- 2.00

Characteristics based upon pumpig clear, non-aerated water. Rating point only Is guaranteed. Column losses not Included.

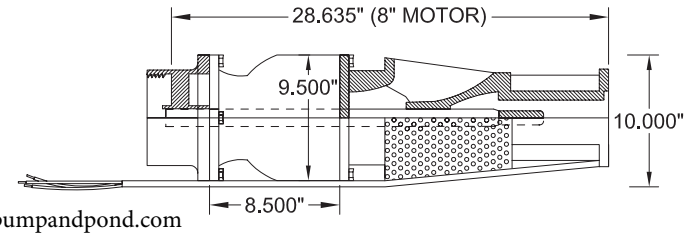

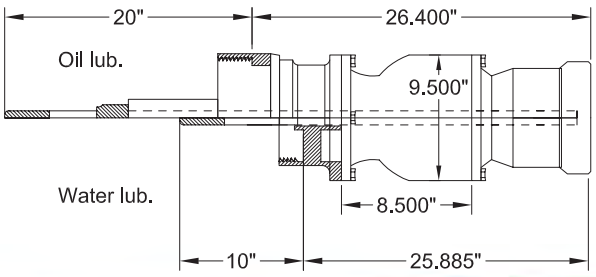

NP&P NASHVILLE PUMP & POND	**CONTRACTOR:**	**GPM** **TDH** **HP** **EFFIC.**		MODEL NPP9HL
	ENGINEER:	**SERVICE CONDITION:**	**STAGES**	
END USER:		**PROJECT:**		RPM 3450

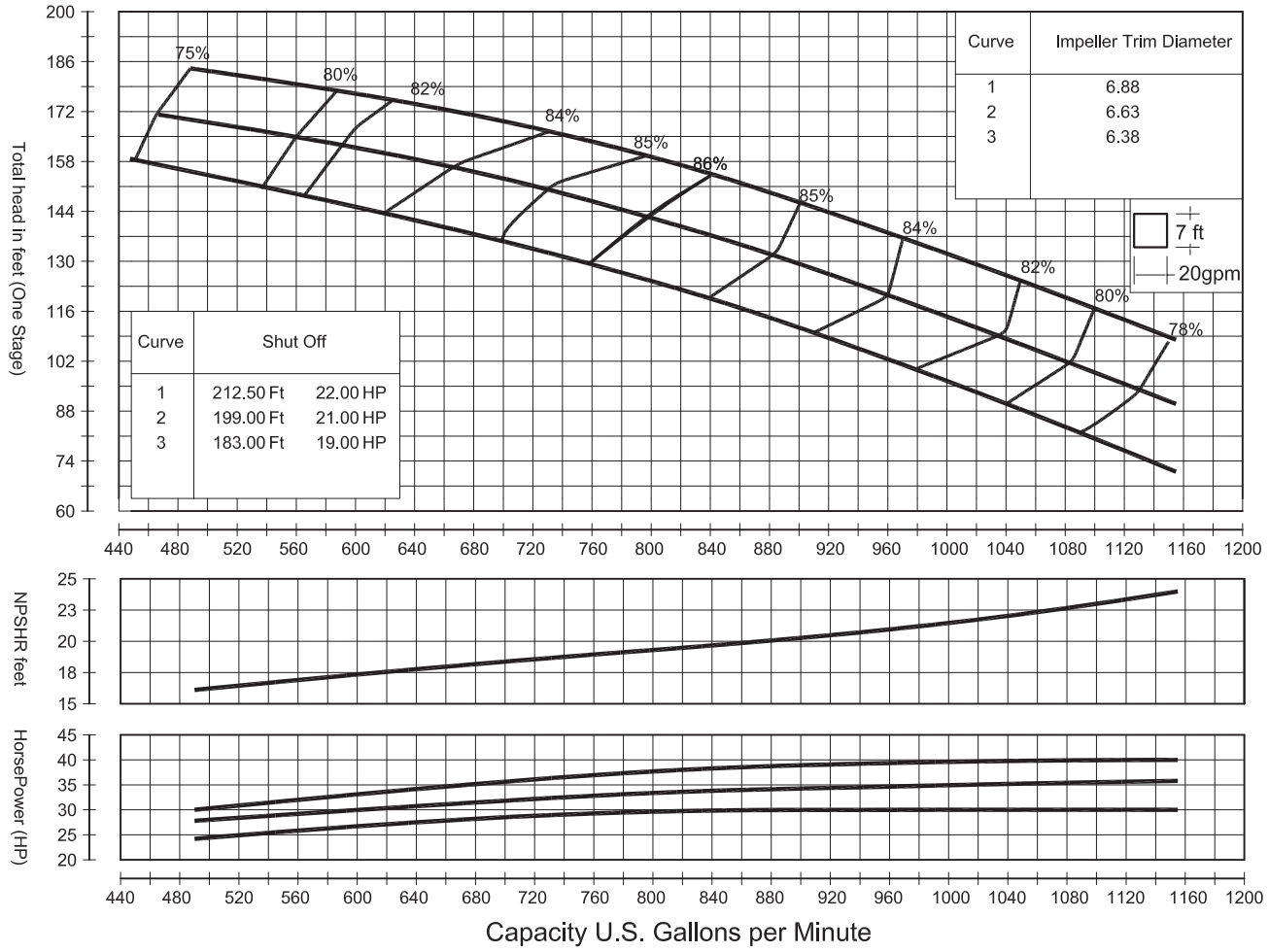

* Std. Construction: Discharge 6"

Std. Shaft Diameter	1.500"	Impeller WT- LB	7.011
Max. Shaft Diameter	1.500"	One Stage WR ^{2} LB-FT ^{2}	.330
Std. Lateral Setting	.250"	Impeller Type	ENCLOSED
Max. Lateral Setting	.880"	Impeller No.	TCW3414
Discharge Sizes	6",8"	Max. Sphere Size	.560"
Suction Sizes	6"	K-Factor, Max.	4.90
One Stage Subm. WT-LB	131.35	Max. Operating P.S.I	400
One Stage Water Lube WT-LB	120.32	Min. Submergence	N/A
One Stage Oil Lube WT-LB	134.43	Impeller Eye Area IN ^{2}	12.560
Add. Stage WT- LB	53.30	Specific Speed	2290

Stages	Efficiency Correction
1	- 2.00
2	- 1.00
3	- 0.50
Based Std. Mtl's	- 2.00

Characteristics based upon pumpig clear, non-aerated water. Rating point only Is guaranteed. Column losses not Included.

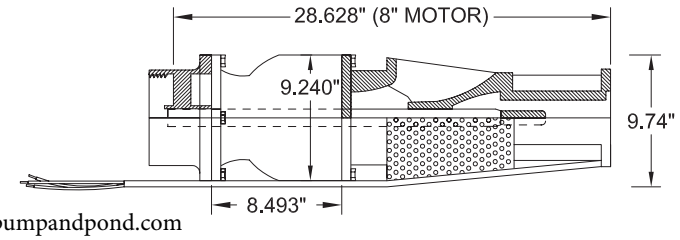

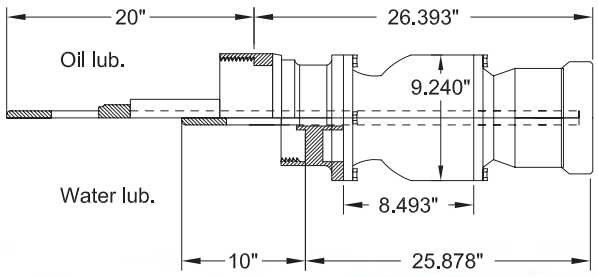

NP&P NASHVILLE PUMP & POND	**CONTRACTOR:**	**GPM TDH HP EFFIC.**	MODEL NPP9HH
	ENGINEER:	**SERVICE CONDITION:** / **STAGES**	
END USER:		**PROJECT:**	RPM 3450

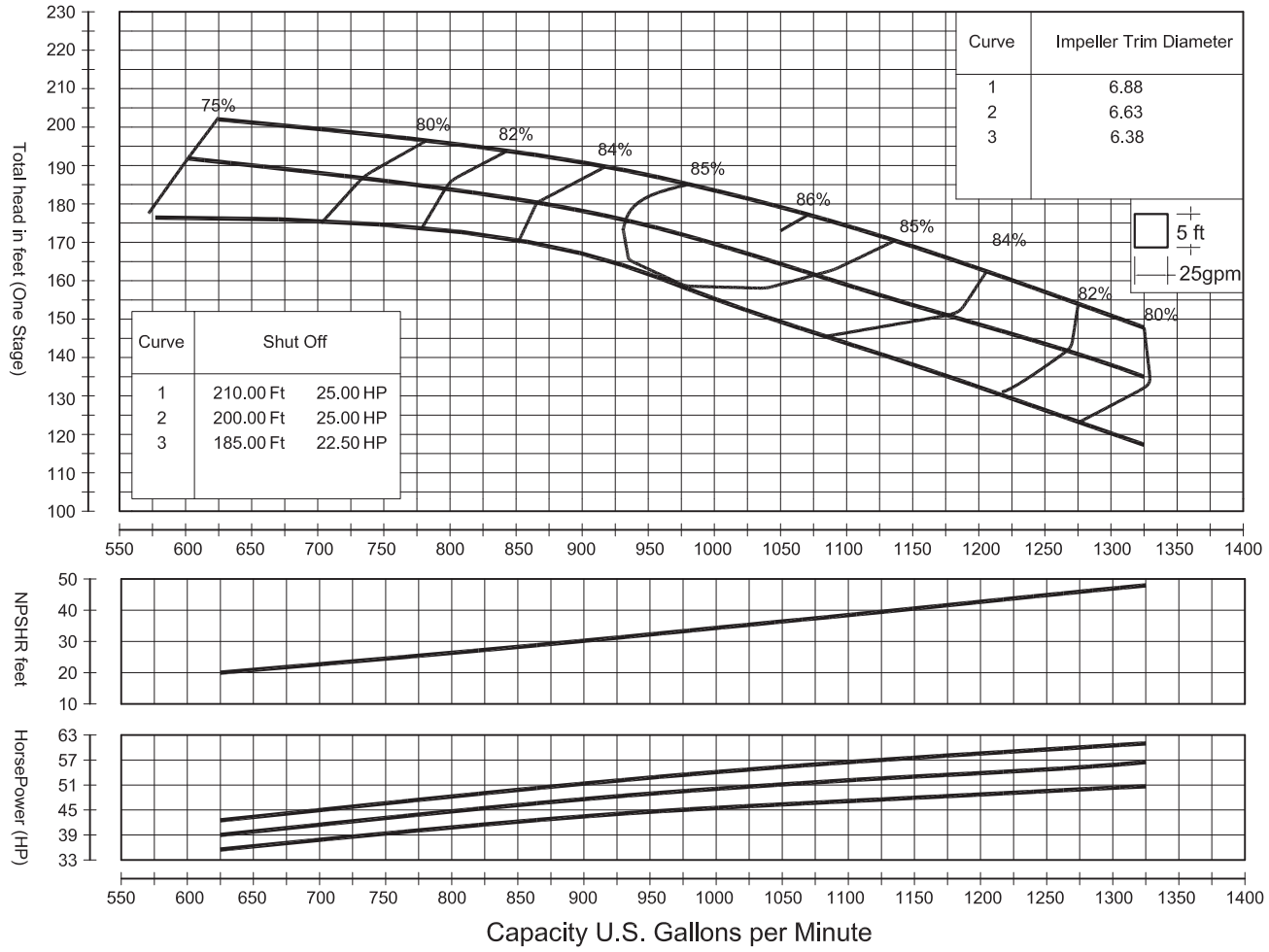

* Std. Construction: Discharge 6"

Std. Shaft Diameter	1.500"	Impeller WT- LB	7.011
Max. Shaft Diameter	1.500"	One Stage WR^2 LB-FT^2	.330
Std. Lateral Setting	.250"	Impeller Type	ENCLOSED
Max. Lateral Setting	.880"	Impeller No.	TCW3424
Discharge Sizes	6",8"	Max. Sphere Size	.560"
Suction Sizes	6"	K-Factor, Max.	3.1
One Stage Subm. WT-LB	131.35	Max. Operating P.S.I	400
One Stage Water Lube WT-LB	120.32	Min. Submergence	N/A
One Stage Oil Lube WT-LB	134.43	Impeller Eye Area IN^2	12.560
Add. Stage WT- LB	53.30	Specific Speed	2300

Stages	Efficiency Correction
1	- 2.00
2	- 1.00
3	- 0.50
Based Std. Mtl's	- 2.00

Characteristics based upon pumpig clear, non-aerated water. Rating point only is guaranteed. Column losses not included.

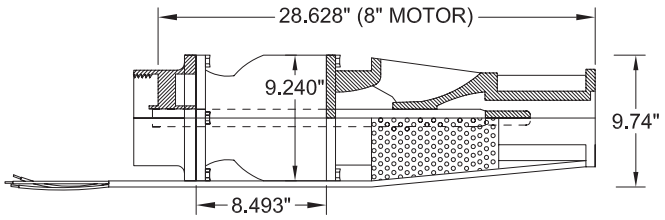

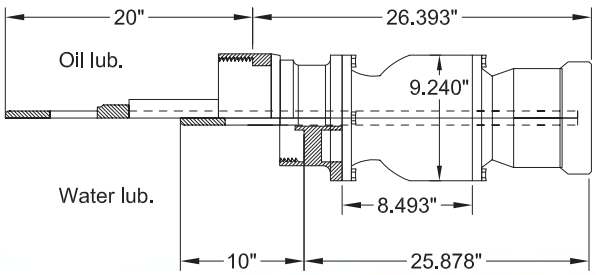

NP&P NASHVILLE PUMP & POND	**CONTRACTOR:**	**GPM TDH HP EFFIC.**	MODEL NPP10LL
	ENGINEER:	**SERVICE CONDITION:** / **STAGES**	
END USER:		**PROJECT:**	RPM 3450

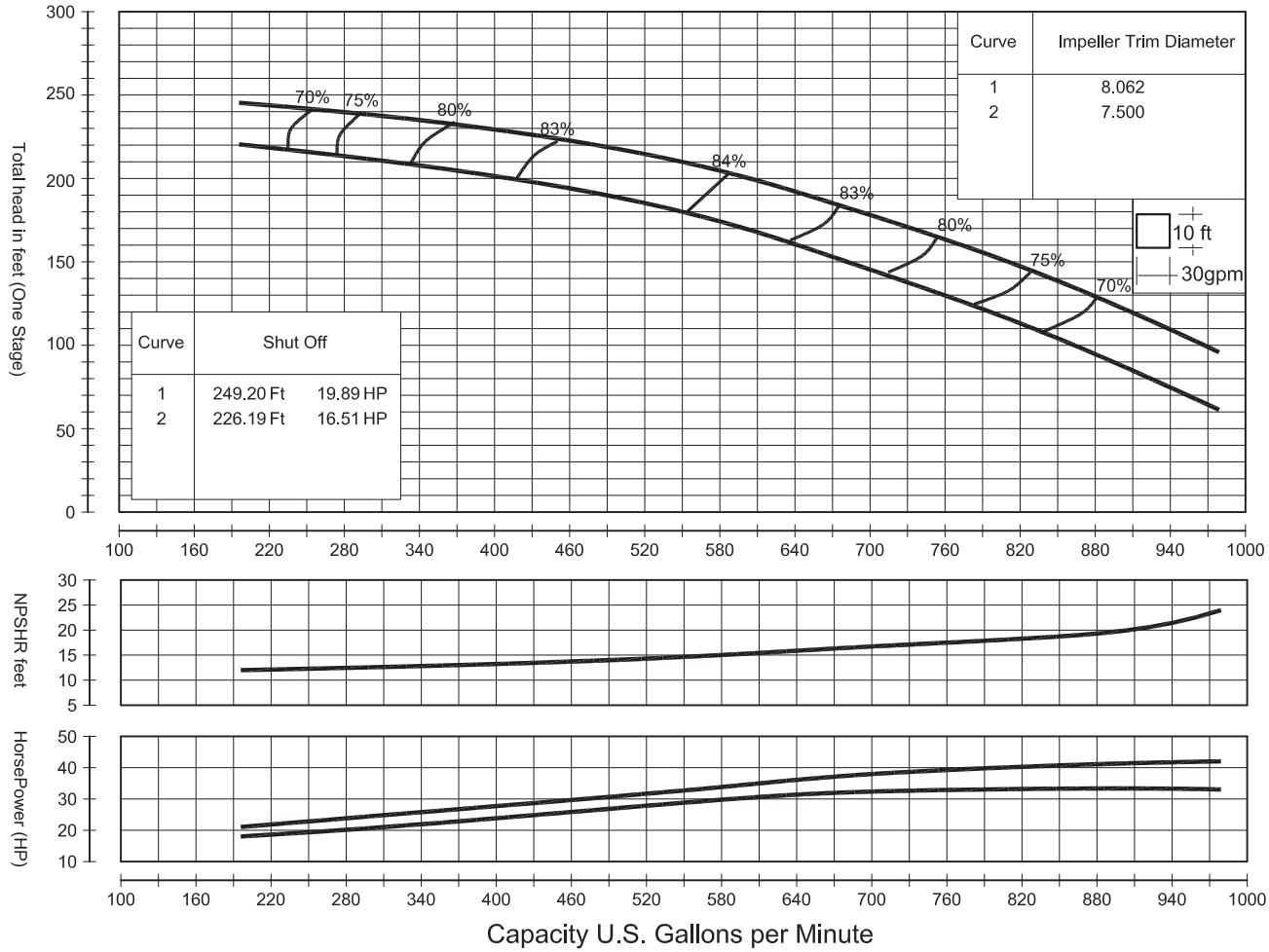

* Std. Construction: Discharge 6"

Std. Shaft Diameter	1.500"	Impeller WT- LB	7.716
Max. Shaft Diameter	1.500"	One Stage WR ^{2} LB-FT ^{2}	.286
Std. Lateral Setting	.250"	Impeller Type	ENCLOSED
Max. Lateral Setting	.750"	Impeller No.	TCC1415
Discharge Sizes	6"	Max. Sphere Size	.531"
Suction Sizes	6"	K-Factor, Max.	4.500
One Stage Subm. WT-LB	N/A	Max. Operating P.S.I	278
One Stage Water Lube WT-LB	137.78	Min. Submergence	N/A
One Stage Oil Lube WT-LB	151.89	Impeller Eye Area IN ^{2}	10.41
Add. Stage WT- LB	49.60	Specific Speed	1568

Stages	Efficiency Correction
1	- 3.00
2	- 2.00
3	- 1.00
Based Std. Mtl's	- 3.00

Characteristics based upon pumpig clear, non-aerated water. Rating point only Is guaranteed. Column losses not Included.

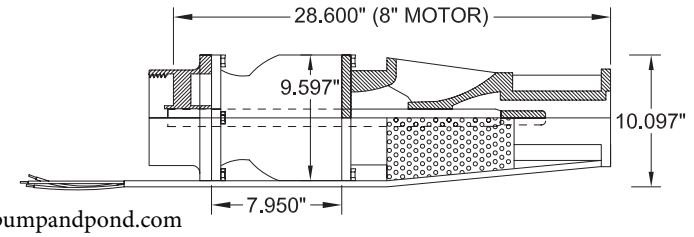

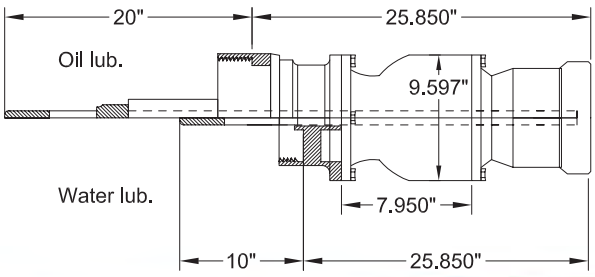

NP&P NASHVILLE PUMP & POND	**CONTRACTOR:**	**GPM TDH HP EFFIC.**	MODEL NPP10LH
	ENGINEER:	**SERVICE CONDITION:** / **STAGES**	
END USER:		**PROJECT:**	RPM 3450

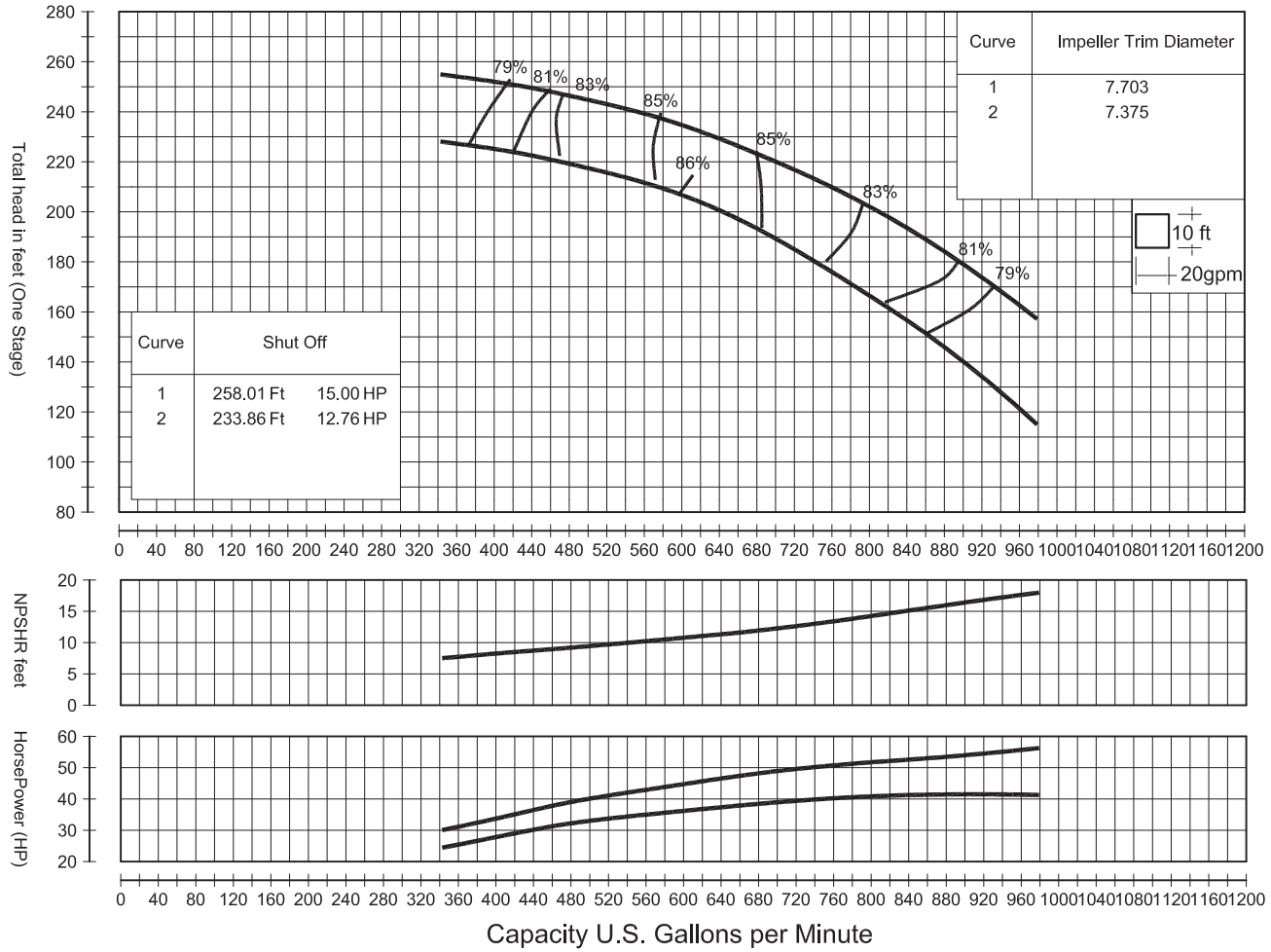

* Std. Construction: Discharge 6"

Std. Shaft Diameter	1.500"	Impeller WT- LB	7.716
Max. Shaft Diameter	1.500"	One Stage WR^2 LB-FT^2	.303
Std. Lateral Setting	.250"	Impeller Type	ENCLOSED
Max. Lateral Setting	.750"	Impeller No.	TCC1425
Discharge Sizes	6"	Max. Sphere Size	.531"
Suction Sizes	6"	K-Factor, Max.	4.500
One Stage Subm. WT-LB	N/A	Max. Operating P.S.I	278
One Stage Water Lube WT-LB	137.78	Min. Submergence	N/A
One Stage Oil Lube WT-LB	151.89	Impeller Eye Area IN^2	9.74
Add. Stage WT- LB	49.60	Specific Speed	1500

Stages	Efficiency Correction
1	- 3.00
2	- 2.00
3	- 1.00
Based Std. Mtl's	- 3.00

Characteristics based upon pumpig clear, non-aerated water. Rating point only Is guaranteed. Column losses not Included.

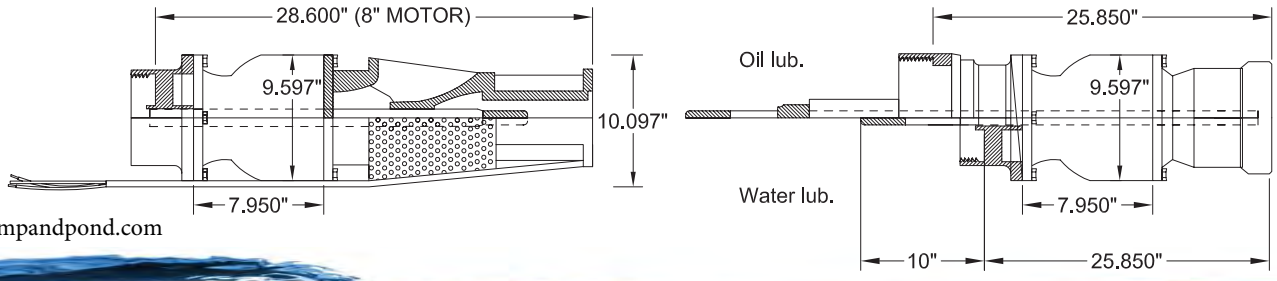

CONTRACTOR:	GPM TDH HP EFFIC.	MODEL
ENGINEER:	SERVICE CONDITION: STAGES	NPP10MH
END USER:	PROJECT:	RPM 3460

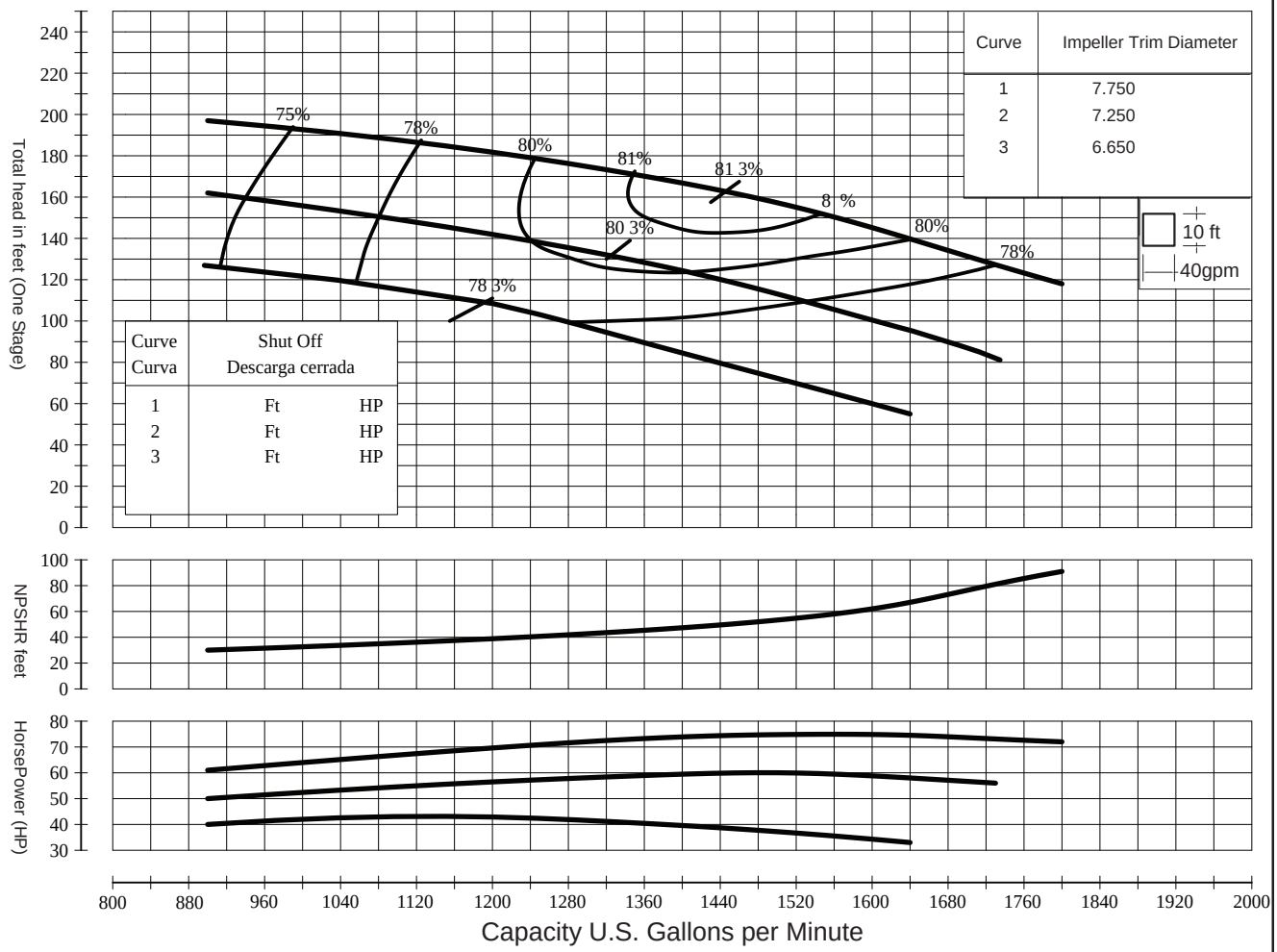

Std. Shaft Diameter	1.500"	Impeller WT- LB	8.50
Max. Shaft Diameter	———	One Stage WR ^{2} LB-FT ^{2}	0.321
Opt. Lateral Setting	0.625"	Impeller Type	ENCLOSED
Max. Lateral Setting	———	Impeller No.	TCWDADE
Discharge Sizes	8,6	Max. Sphere Size	0.610
Suction Sizes	N/A	K-Factor, Max.	6.100
One Stage Subm. WT-LB	164.00	Max. Operating P.S.I	336.33
One Stage Water Lube WT-LB	164.00	Min. Submergence	———
One Stage Oil Lube WT-LB	184.00	Impeller Eye Area IN ^{2}	14.42
Add. Stage WT- LB	64.00	Specific Speed	2842

Stages	Efficiency Correction
1	- 4.00
2	- 3.00
3	- 2.00
4	- 1.00
5	0.00
Based Std. Mtl's	

Characteristics based upon pumpig clear, non-aerated water. Rating point only is guaranteed. Column losses not included.

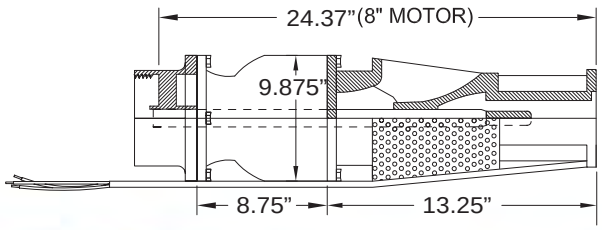

NP&P NASHVILLE PUMP & POND	**CONTRACTOR:**	**GPM TDH HP EFFIC.**	MODEL NPP10YH
	ENGINEER:	**SERVICE CONDITION:** / **STAGES**	
END USER:		**PROJECT:**	RPM 3450

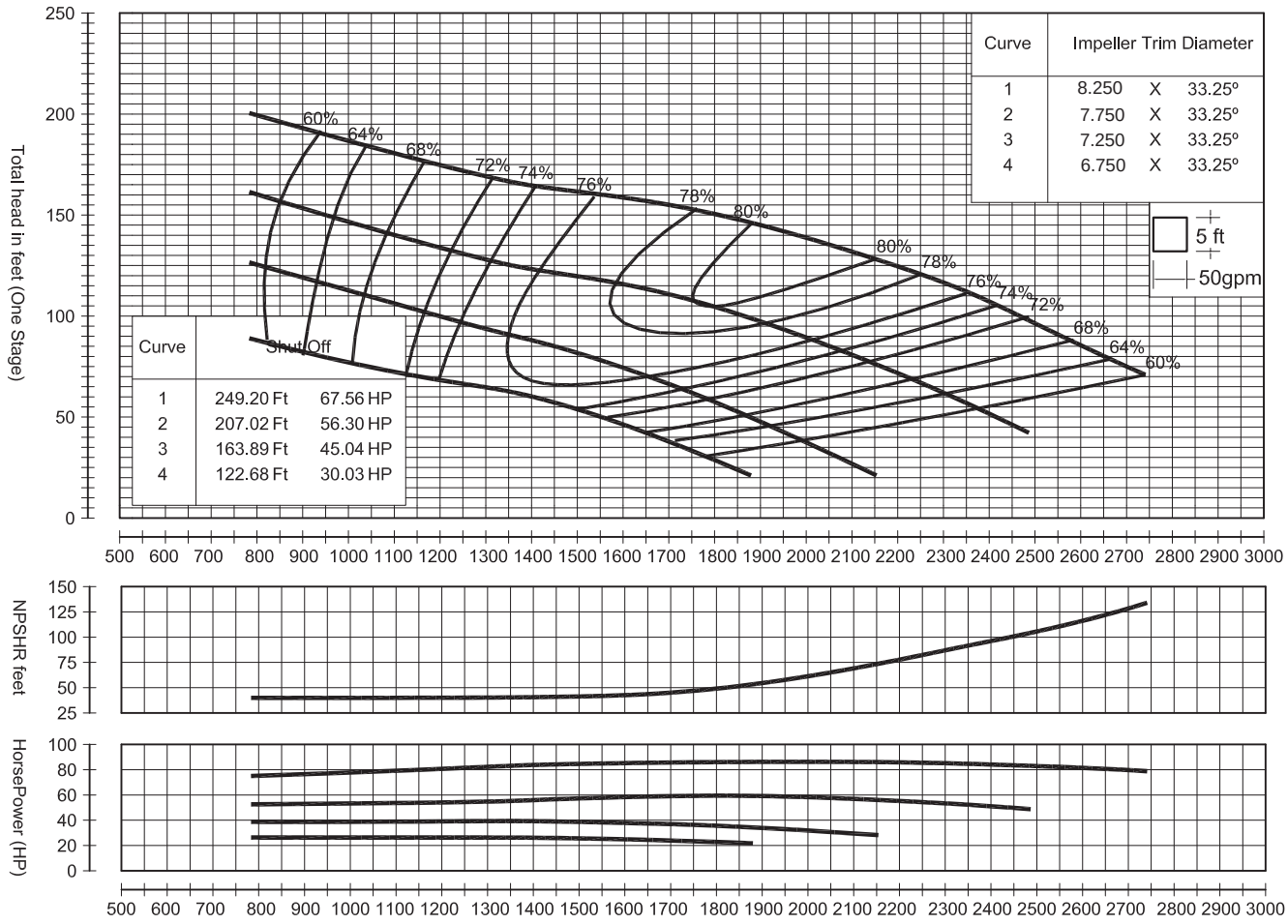

Std. Shaft Diameter	1.68"	Impeller WT- LB	11.00
Max. Shaft Diameter		One Stage WR ^{2} LB-FT ^{2}	N/A
Opt. Lateral Setting	.125"	Impeller Type	ENCLOSED
Std. Lateral Setting	0.750"	Impeller No.	TCXDADE
Discharge Sizes	8"	Max. Sphere Size	.875
Suction Sizes	8"	K-Factor, Max.	10.3
One Stage Subm. WT-LB	N/A	Max. Operating P.S.I	455
One Stage Water Lube WT-LB	165.2	Min. Submergence	40"
One Stage Oil Lube WT-LB	170.3	Impeller Eye Area IN ^{2}	19.400
Add. Stage WT- LB	61.7	Specific Speed	N/A

Stages	Efficiency Correction
1	- 4.00
2	- 2.00
3	- 1.00
Based Std. Mtl's	- 3.00

Characteristics based upon pumpig clear, non-aerated water. Rating point only Is guaranteed. Column losses not Included.

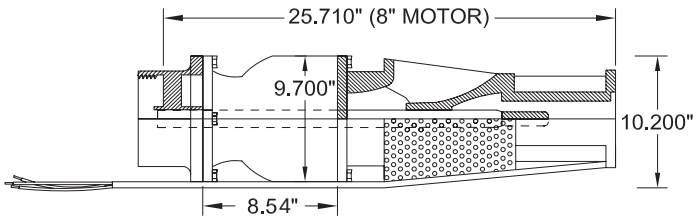

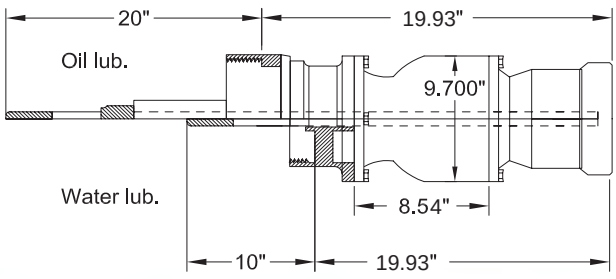

NP&P NASHVILLE PUMP & POND	**CONTRACTOR:**	**GPM TDH HP EFFIC.**		MODEL NPP10HH
	ENGINEER:	**SERVICE CONDITION:**	**STAGES**	
END USER:		**PROJECT:**		RPM 3450

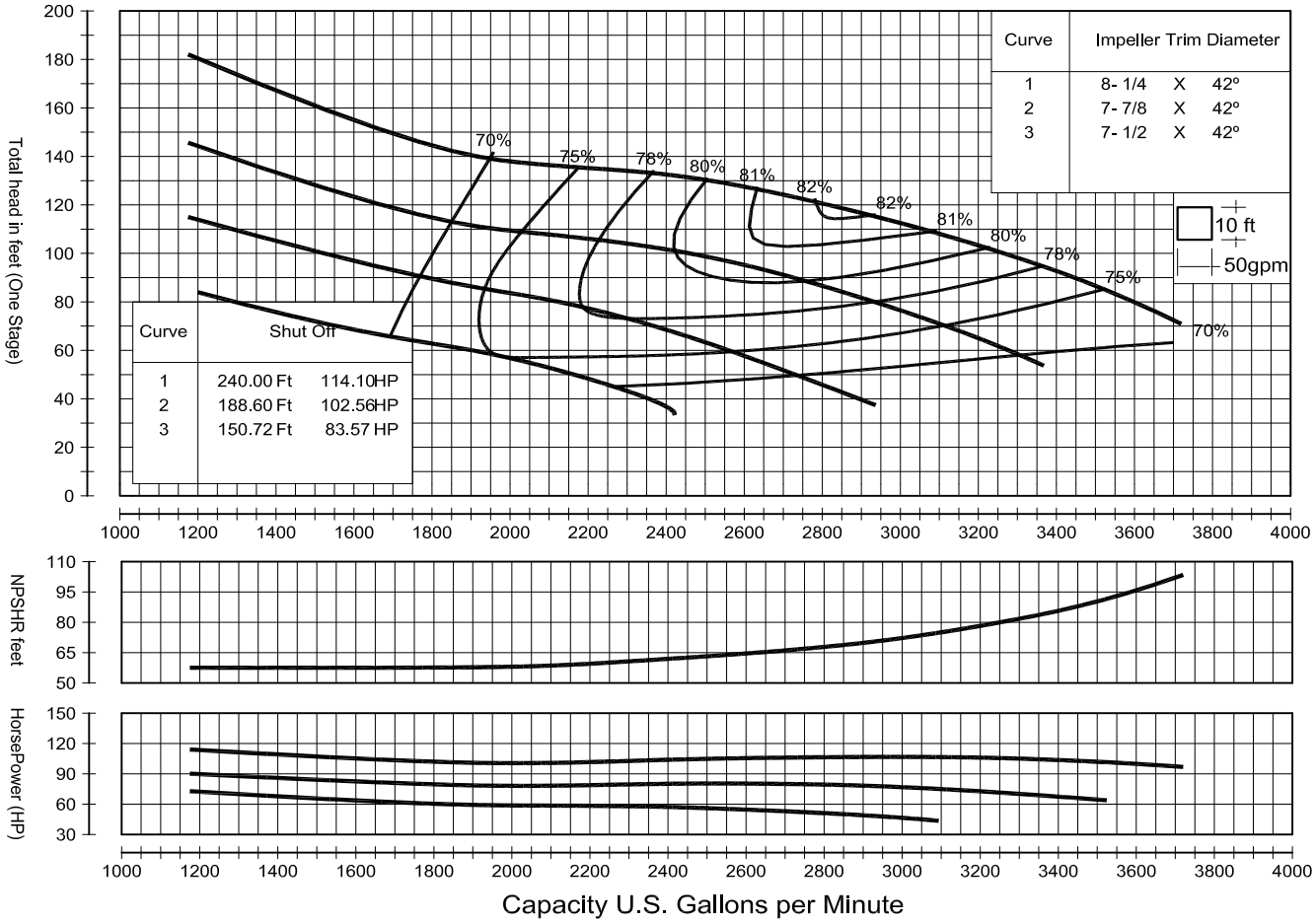

Std. Shaft Diameter	1.500"	Impeller WT- LB	10.582
Max. Shaft Diameter	1.500"	One Stage WR ^{2} LB-FT ^{2}	N/A
Std. Lateral Setting	.250"	Impeller Type	ENCLOSED
Max. Lateral Setting	.500"	Impeller No.	TCH1015
Discharge Sizes	8"	Max. Sphere Size	1.438"
Suction Sizes	8"	K-Factor, Max.	13.6
One Stage Subm. WT-LB	N/A	Max. Operating P.S.I	455
One Stage Water Lube WT-LB	136.24	Min. Submergence	N/A
One Stage Oil Lube WT-LB	150.35	Impeller Eye Area IN ^{2}	26.7
Add. Stage WT- LB	52.470	Specific Speed	N/A

Stages	Efficiency Correction
1	- 6.00
2	- 5.00
3	- 3.00
4	- 1.00
Based Std. Mtl's	- 4.00

Characteristics based upon pumpig clear, non-aerated water. Rating point only is guaranteed. Column losses not included.

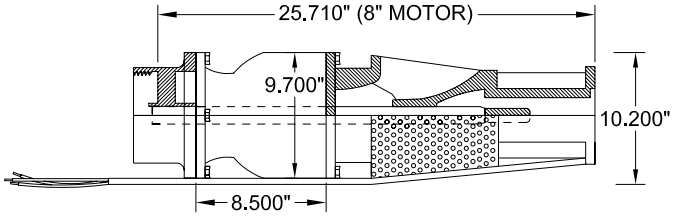

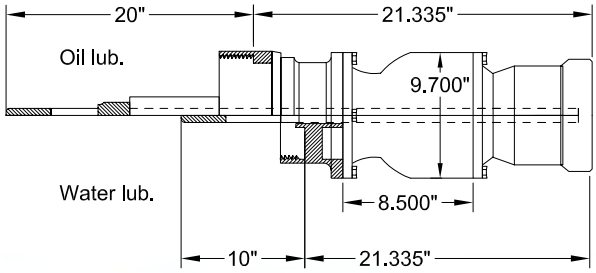

NP&P NASHVILLE PUMP & POND	**CONTRACTOR:**	**GPM TDH HP EFFIC.**	MODEL NPP11HL
	ENGINEER:	**SERVICE CONDITION:** / **STAGES**	
END USER:		**PROJECT:**	RPM 3450

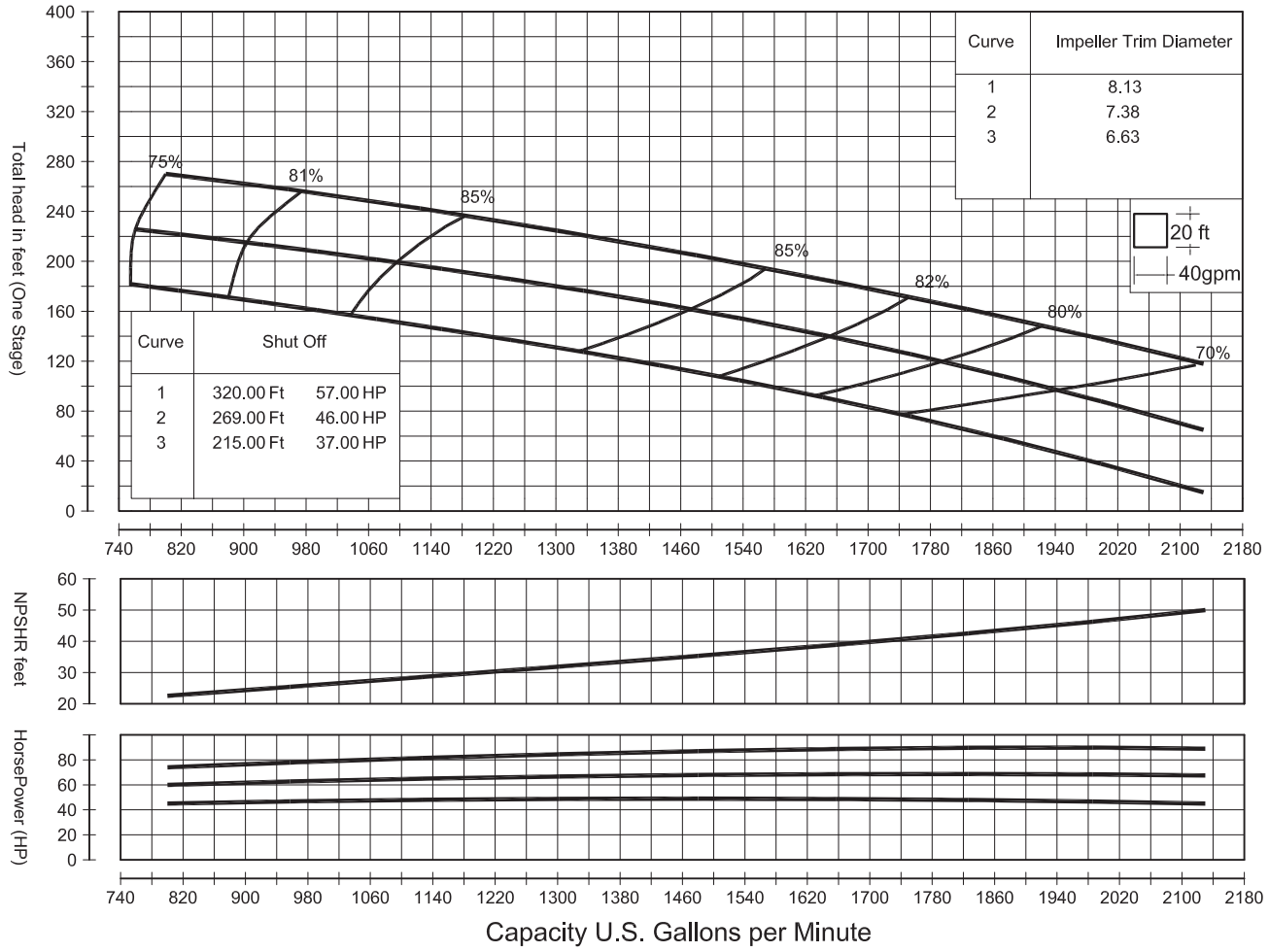

Std. Shaft Diameter	1.500"	Impeller WT- LB	13.029
Max. Shaft Diameter	1.688"	One Stage WR ^{2} LB-FT ^{2}	.890
Std. Lateral Setting	.250"	Impeller Type	ENCLOSED
Max. Lateral Setting	.750"	Impeller No.	TCW3415
Discharge Sizes	8"	Max. Sphere Size	.680"
Suction Sizes	8"	K-Factor, Max.	7.9
One Stage Subm. WT-LB	220.26	Max. Operating P.S.I	380
One Stage Water Lube WT-LB	240.10	Min. Submergence	N/A
One Stage Oil Lube WT-LB	262.15	Impeller Eye Area IN ^{2}	15.60
Add. Stage WT- LB	87.98	Specific Speed	2320

Stages	Efficiency Correction
1	- 1.50
2	- 1.00
3	- 0.50
Based Std. Mtl's	- 2.00

Characteristics based upon pumpig clear, non-aerated water. Ratlng polnt only ls guaranteed. Column losses not Included.

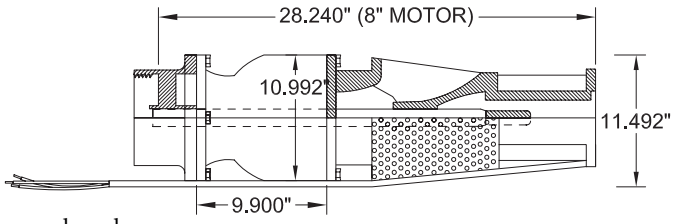

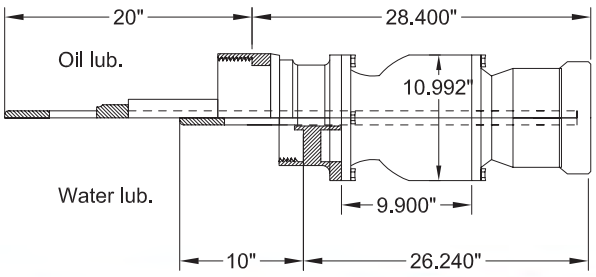

NASHVILLE PUMP & POND

HIGH EFFICIENCY SUBMERSIBLE TURBINE

Flows: 50 gpm - 6,000 gpm
Total Dynamic Head: 0 - 1,800 feet
Settings: Shallow sumps to 1,000 feet
Complete Floating Platform Design Options

STANDARD FEATURES:

- Standard Stainless Steel Investment Cast Impellers
- 5"- 7" All Ductile Iron Bowl Castings Standard
- Standard all Stainless Steel Bolting & Collets
- Standard Specialty Bearings

NP&P offers multiple bearing and bowl shaft combinations for abrasive and corrosive conditions.

NP&P offers all stainless steel construction options.

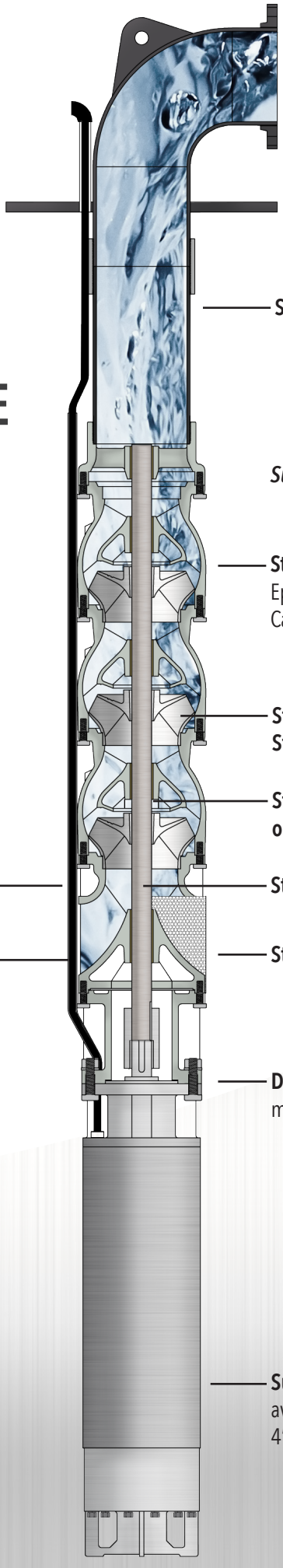

Fabricated Steel Discharges
with specified ANSI Flanges

Standard NPT Steel Discharge Pipe

Submersible Turbine Bowl Assembly

Standard Ductile Iron Diffuser Bowls
Epoxy Lined 5"- 7"
Cast Iron Epoxy Lined 8"- 21"

Standard Investment Cast Stainless Steel Impellers

Standard Polymer, Bronze, or Specialty Bearings

Stainless Steel Cable Guard

Standard 416SS PSQ Bowl Shaft

Submersible Cable
Available in different coatings and sizes to meet US National Electric Code

Stainless Steel Suction Screen

Ductile Iron Motor Bracket
machined for NEMA Submersible Motors

Submersible Motor
available in 3,600 rpm and 1,800 rpm
4" through 12"

WWW.PUMPANDPOND.COM

615.336.8405 | info@pumpandpond.com

2017