



NPP-SP4P7504B

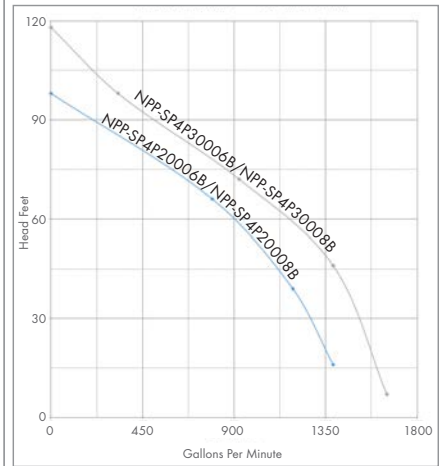
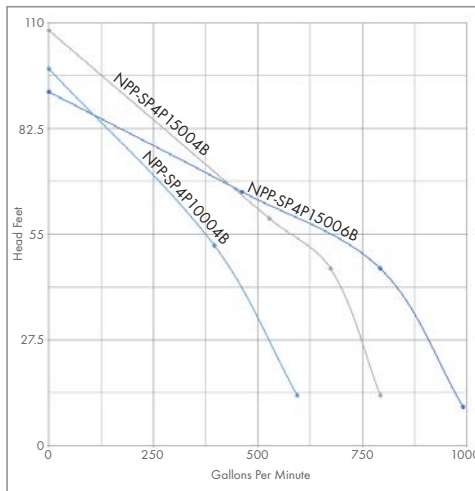
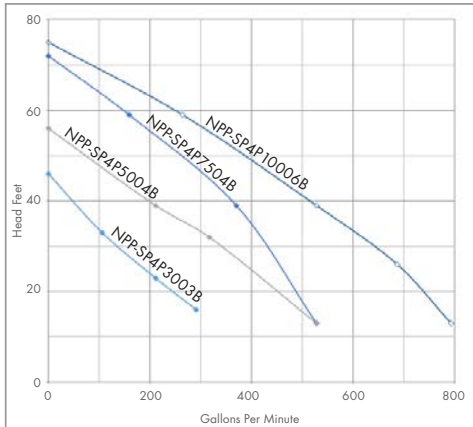
NPP-SP SERIES SEWAGE PUMP

APPLICATIONS:

Sewage/waste water, general de-watering, animal farming, collection tanks, & various industrial wastewater applications

FEATURES:

- 4 pole - 1760rpm design, high efficiency motor, low wear, & long life design
- Overload protection option
- Double mechanical seal
- Large capacity, abrasive resistant, precision balanced impeller
- Cable Base is epoxy filled
- Easy to repair and replace wearable parts of the pump assembly



MODEL	HP	DISCHARGE	PHASE	RATED HEAD FT	RATED FLOW GPM	MAX FLOW	MAX HEAD	SOLIDS PASSAGE INCH	WEIGHT LBS
NPP-SP4P3003B	3	3"	3Ø	30'	130	320	46'	1.57"	176
NPP-SP4P5004B	5	4"	3Ø	36'	265	530	56'	1.57"	190
NPP-SP4P7504B	7.5	4"	3Ø	50'	265	530	72'	1.57"	238
NPP-SP4P10004B	10	4"	3Ø	72'	265	790	75'	1.57"	340
NPP-SP4P10006B	10	6"	3Ø	40'	530	660	98'	1.77"	406
NPP-SP4P15004B	15	4"	3Ø / Y-Δ	82'	265	790	92'	1.77"	441
NPP-SP4P15006B	15	6"	3Ø / Y-Δ	62'	530	990	108'	1.97"	551
NPP-SP4P20006B	20	6"	3Ø / Y-Δ	75'	530	1387	98'	2.17"	551
NPP-SP4P20008B	20	8"	3Ø / Y-Δ	50'	1060	1387	98'	2.36"	595
NPP-SP4P30006B	30	6"	3Ø / Y-Δ	90'	530	1650	118'	2.17"	639
NPP-SP4P30008B	30	8"	3Ø / Y-Δ	65'	1060	1650	118'	2.36"	661

